


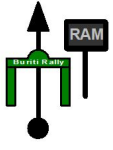
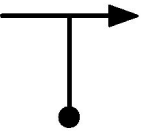


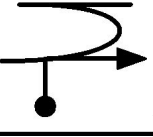

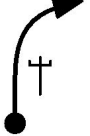


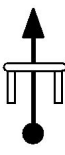















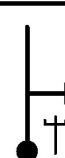







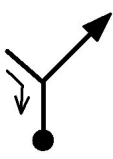





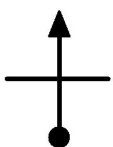






DISTÂNCIA	TULIPA	MÉDIA	TEMPO	OBSERVAÇÕES
				 ATENÇÃO CUIDADO MUITO CUIDADO PERIGO
				Início de Prova
0.000		D 35 Min	0.00.00	Rally Bali RAM
0.000			D1	LARGADA
				16/02/2025 - Novato
0.000				ZERE SEU HODÔMETRO
0.031				
0.031			D1	
0.015				
0.046			D1	
0.041				ÁRVORE ISOLADA
0.087			D1	
AFER				
0.021				ATENÇÃO
0.108			D1	
0.036				
0.144			D1	
0.183				PLACA BALI JEEP - FIAT ENTRADA
0.327			D1	
AFER				
1.210				
1.537			D1	


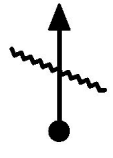


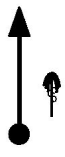




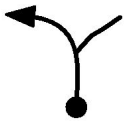

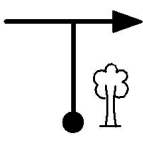
DISTÂNCIA	TULIPA	MÉDIA	TEMPO	OBSERVAÇÕES
0.085 1.622	 9		D1	SOB O VIADUTO
0.471 2.093	 10		D1	SEMÁFORO
0.686 2.779	 11		D1	SENTIDO BR-070 TAGUATINGA / BRAZLÂNDIA
3.144 5.923	 12		D1	DF-095 KM 3
0.864 6.787 AFER	 13		D1	Início da aferição A
2.973 9.760	 14		D1	PASSARELA
1.202 10.962 AFER	 15		D1	Final da aferição A
0.949 11.911	 16		D1	DF-095 KM 9
2.672 14.583 AFER	 17		D1	
0.214 14.797	 18		D1	FIQUE NAS DUAS FAIXAS DA ESQUERDA



DISTÂNCIA	TULIPA	MÉDIA	TEMPO	OBSERVAÇÕES
0.447 15.244	 19		D1	SENTIDO BR-070 ÁGUAS LINDAS-GO
0.314 15.558	 20		D1	BR-070 KM 0
4.275 19.833	 21		D1	BR-070 KM 4 Início da aferição B
1.822 21.655 AFER	 22		D1	BR-070 KM 6 PRIMEIRA PLACA Final da aferição B
0.348 22.003	 23		D1	BR-070 KM 6 SEGUNDA PLACA
0.409 22.412	 24		D1	PREPARE-SE PARA SAIR
0.251 22.663	 25		D1	PELA TERRA
0.287 22.950 AFER	 26		D1	NO PORTÃO
0.699 23.649 AFER	 27	D 3 Min	0.35.00 D2	COM PLACA AGUARDE SEU TEMPO AQUI RISCO DE COLISÃO 
0.045 23.694	 28		D2	CARROS NO CONTRA MUITO CUIDADO 

DISTÂNCIA	TULIPA	MÉDIA	TEMPO	OBSERVAÇÕES
0.144 23.838	 29			CARROS NO CONTRA MUITO CUIDADO 
0.031 23.869 0.000	 30	V 21 Km/h	0.38.00 v3	Balaio do esquentar ZERE SEU HODÔMETRO
0.037 0.037	 31		0.38.06 v3	
0.044 0.081	 32	V 27 Km/h	0.38.14 v4	
0.129 0.210	 33	V 22 Km/h	0.38.31 v5	ESTREITO
0.082 0.292	 34		0.38.44 v5	
0.030 0.322	 35	V 26 Km/h	0.38.49 v6	
0.126 0.448	 36	V 22 Km/h	0.39.07 v7	
0.038 0.486 AFER	 37		0.39.13 v7	
0.033 0.519	 38	V 26 Km/h	0.39.18 v8	



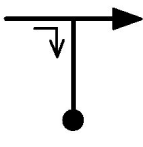


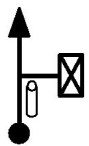
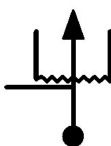


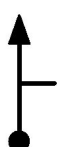

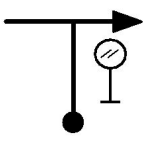


DISTÂNCIA	TULIPA	MÉDIA	TEMPO	OBSERVAÇÕES
0.179 0.698	 39	V 22 Km/h	0.39.43 v9	
0.027 0.725	 40	V 18 Km/h	0.39.48 v10	
0.032 0.757	 41		0.39.54 v10	CONTORNE O CONE CARROS VINDO - CUIDADO 
0.035 0.792	 42		0.40.01 v10	FINA
0.050 0.842	 43		0.40.11 v10	
0.059 0.901	 44		0.40.23 v10	ESTREITO
0.070 0.971	 45	V 22 Km/h	0.40.37 v11	MOURÃO CAÍDO BURACÃO - CUIDADO 
0.160 1.131	 46	V 15 Km/h	0.41.03 v12	
0.035 1.166	 47		0.41.11 v12	
0.045 1.211 AFER	 48		0.41.22 v12	FRONDOSA





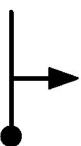


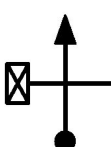




DISTÂNCIA	TULIPA	MÉDIA	TEMPO	OBSERVAÇÕES
0.071 1.282	49	V 6 Km/h	0.41.39 V13	PARE - MUITO CUIDADO PERIGO À FRENTE
0.004 1.286	50		0.41.42 V13	BURACÃO PERIGO RISCO DE QUEDA
0.041 1.327	51	V 18 Km/h	0.42.06 V14	CUIDADO
0.041 1.368	52		0.42.14 V14	
0.021 1.389 AFER	53		0.42.19 V14	
0.176 1.565	54	V 23 Km/h	0.42.54 V15	
0.219 1.784	55	V 18 Km/h	0.43.28 V16	
0.032 1.816	56	V 22 Km/h	0.43.35 V17	
0.073 1.889	57	D 8 Min	0.43.46 D18	DEVAGAR
0.033 1.922	58		D18	








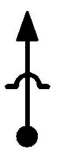
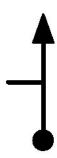

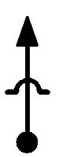
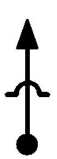
DISTÂNCIA	TULIPA	MÉDIA	TEMPO	OBSERVAÇÕES
0.034 1.956	 59		D18	CARROS NO CONTRA DÊ A PREFERÊNCIA MUITO CUIDADO 
0.141 2.097	 60		D18	CARROS NO CONTRA DÊ A PREFERÊNCIA MUITO CUIDADO 
0.013 2.110	 61		D18	
0.091 2.201 AFER	 62		D18	NA ESTACA
0.541 2.742	 63		D18	INÍCIO DE ASFALTO
0.048 2.790	 64		D18	
0.553 3.343	 65		D18	
0.029 3.372	 66		D18	
0.036 3.408	 67		D18	
0.484 3.892	 68		D18	SIGA NA DF-451























DISTÂNCIA	TULIPA	MÉDIA	TEMPO	OBSERVAÇÕES
0.166 4.058	 69		D18	
0.167 4.225	 70		D18	
0.549 4.774	 71		D18	RIBEIRÃO DAS PEDRAS
0.899 5.673	 72		D18	
0.059 5.732	 73		D18	RUA 4 INCRA 7 VC-561
0.050 5.782	 74	V 26 Km/h	0.51.46 V19	
0.000				ZERE SEU HODÔMETRO
0.264 0.264	 75		0.52.23 V19	
AFER				
0.025 0.289	 76		0.52.26 V19	
0.029 0.318	 77	V 28 Km/h	0.52.31 V20	
0.526 0.844	 78	V 22 Km/h	0.53.38 V21	

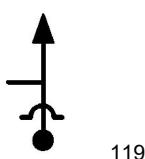
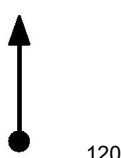

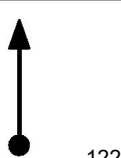


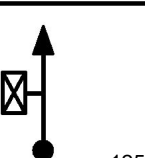

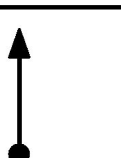
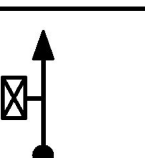


DISTÂNCIA	TULIPA	MÉDIA	TEMPO	OBSERVAÇÕES
0.040 0.884	79		0.53.45 V 21	
0.048 0.932	80	V 23 Km/h	0.53.53 V 22	
0.116 1.048	81	V 22 Km/h	0.54.11 V 23	CAIXA D'ÁGUA
0.026 1.074 AFER	82		0.54.15 V 23	
0.036 1.110	83	V 34 Km/h	0.54.21 V 24	
0.120 1.230	84		0.54.34 V 24	
0.242 1.472	85	V 31 Km/h	0.54.59 V 25	
0.136 1.608	86	V 22 Km/h	0.55.15 V 26	
0.042 1.650	87		0.55.22 V 26	
0.119 1.769	88		0.55.41 V 26	



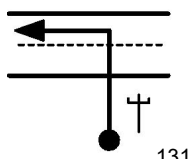

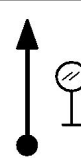

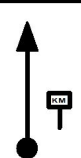
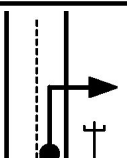
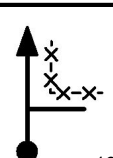


DISTÂNCIA	TULIPA	MÉDIA	TEMPO	OBSERVAÇÕES
0.075 1.844	 89	V 18 Km/h	0.55.54 V27	EROSÃO LATERAL
0.026 1.870	 90	V 21 Km/h	0.55.59 V28	
0.053 1.923	 91		0.56.08 V28	
0.040 1.963 AFER	 92		0.56.15 V28	ESPAÇO 121
0.277 2.240	 93	V 22 Km/h	0.57.02 V29	PORTÃO
0.039 2.279	 94		0.57.09 V29	
0.107 2.386	 95	V 35 Km/h	0.57.26 V30	
0.116 2.502	 96	V 23 Km/h	0.57.38 V31	
0.102 2.604	 97		0.57.54 V31	
0.080 2.684	 98		0.58.06 V31	







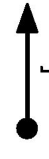



DISTÂNCIA	TULIPA	MÉDIA	TEMPO	OBSERVAÇÕES
0.059 2.743	 99	V 28 Km/h	0.58.16 V32	
0.064 2.807	 100	V 22 Km/h	0.58.24 V33	
0.053 2.860	 101	V 28 Km/h	0.58.33 V34	
0.098 2.958	 102	V 22 Km/h	0.58.45 V35	
0.052 3.010	 103	V 31 Km/h	0.58.54 V36	
0.073 3.083	 104	V 22 Km/h	0.59.02 V37	LOMBA À FRENTE
0.073 3.156	 105		0.59.14 V37	LOMBA COM BURACO
0.221 3.377	 106		0.59.50 V37	
0.046 3.423	 107		0.59.58 V37	
0.061 3.484	 108		1.00.08 V37	

DISTÂNCIA	TULIPA	MÉDIA	TEMPO	OBSERVAÇÕES
0.051 3.535	 109		1.00.16 V37	
0.079 3.614	 110		1.00.29 V37	
0.076 3.690 AFER	 111		1.00.41 V37	
0.049 3.739	 112		1.00.49 V37	
0.023 3.762	 113	V 34 Km/h	1.00.53 V38	
0.079 3.841	 114	V 21 Km/h	1.01.02 V39	
0.041 3.882	 115	V 31 Km/h	1.01.09 V40	
0.228 4.110	 116	V 22 Km/h	1.01.35 V41	LIXEIRA
0.121 4.231	 117		1.01.55 V41	
0.076 4.307	 118	V 35 Km/h	1.02.07 V42	

DISTÂNCIA	TULIPA	MÉDIA	TEMPO	OBSERVAÇÕES
0.136 4.443	 119	V 21 Km/h	1.02.21 V43	
0.028 4.471	 120	V 38 Km/h	1.02.26 V44	
0.122 4.593	 121	V 22 Km/h	1.02.38 V45	
0.066 4.659	 122	V 39 Km/h	1.02.48 V46	
0.110 4.769	 123	V 23 Km/h	1.02.59 V47	
0.052 4.821	 124	V 21 Km/h	1.03.07 V48	
0.050 4.871	 125	V 42 Km/h	1.03.15 V49	
0.368 5.239	 126	V 22 Km/h	1.03.47 V50	
0.073 5.312	 127	V 39 Km/h	1.03.59 V51	
0.277 5.589	 128	V 21 Km/h	1.04.24 V52	



DISTÂNCIA	TULIPA	MÉDIA	TEMPO	OBSERVAÇÕES
0.035 5.624	 129		1.04.30 V52	
0.019 5.643	 130	V 27 Km/h	1.04.34 V53	
0.150 5.793	 131	D 4 Min	1.04.54 D54	SIGA PELA BR-080 ENTRE COM CUIDADO 
0.139 5.932	 132		D54	80 KM/H
0.881 6.813	 133		D54	PARADA DE ÔNIBUS
0.615 7.428 AFER	 134		D54	BR-080 KM 4
0.181 7.609	 135		D54	SIGA PELA TERRA
0.066 7.675 0.000	 136	V 26 Km/h	1.08.54 V55	NO MOURÃO DA CERCA ZERE SEU HODÔMETRO
0.136 0.136	 137	V 34 Km/h	1.09.12 V56	
0.052 0.188 AFER	 138		1.09.18 V56	

DISTÂNCIA	TULIPA	MÉDIA	TEMPO	OBSERVAÇÕES
0.445 0.633	 139	V 21 Km/h	1.10.05 V57	
0.049 0.682	 140		1.10.13 V57	
0.148 0.830	 141	V 23 Km/h	1.10.39 V58	
0.114 0.944	 142		1.10.57 V58	
0.034 0.978	 143	V 31 Km/h	1.11.02 V59	
0.155 1.133	 144	V 22 Km/h	1.11.20 V60	
0.082 1.215	 145	V 27 Km/h	1.11.33 V61	
0.128 1.343	 146	V 22 Km/h	1.11.50 V62	
0.114 1.457	 147		1.12.09 V62	
0.064 1.521	 148		1.12.20 V62	



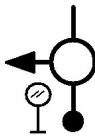
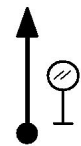

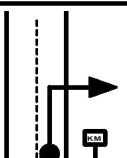





DISTÂNCIA	TULIPA	MÉDIA	TEMPO	OBSERVAÇÕES
0.120 1.641	 149		1.12.39 V 62	
0.051 1.692	 150	V 31 Km/h	1.12.48 V 63	
0.277 1.969	 151	V 23 Km/h	1.13.20 V 64	
0.076 2.045	 152		1.13.32 V 64	
0.082 2.127	 153	V 18 Km/h	1.13.44 V 65	PLACA DE COSTAS
0.056 2.183	 154		1.13.56 V 65	ATENÇÃO
0.094 2.277	 155	V 34 Km/h	1.14.14 V 66	
0.334 2.611	 156		1.14.50 V 66	
0.134 2.745 AFER	 157		1.15.04 V 66	FRONDOSA
0.059 2.804	 158	V 42 Km/h	1.15.10 V 67	






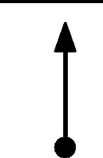







DISTÂNCIA	TULIPA	MÉDIA	TEMPO	OBSERVAÇÕES
0.361 3.165	 159	V 26 Km/h	1.15.41 V68	
0.030 3.195	 160	D 15 Min	1.15.45 D69	PELA DF-435
0.079 3.274	 161		D69	
0.814 4.088	 162		D69	
0.416 4.504 AFER	 163		D69	DF-435 KM 10
0.133 4.637	 164		D69	
0.639 5.276	 165		D69	
0.901 6.177	 166		D69	
0.286 6.463	 167		D69	DF-435 KM 12 SIGA PARA A DF-001 COM CUIDADO
0.067 6.530 AFER	 168		D69	




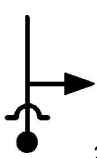




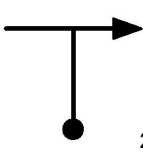
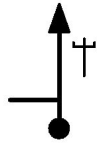


DISTÂNCIA	TULIPA	MÉDIA	TEMPO	OBSERVAÇÕES
0.687 7.217	 169		D69	
1.170 8.387	 170		D69	
0.287 8.674	 171		D69	PLACA PARE SIGA PARA A DF-430
0.400 9.074 AFER	 172		D69	60 KM/H
1.161 10.235	 173		D69	
0.611 10.846	 174		D69	
0.356 11.202	 175		D69	DF-430 KM 9 SIGA PARA A VC-527
0.090 11.292 0.000	 176	V 26 Km/h	1.30.45 V70	VELOCIDADE DE SEGURANÇA ZERE SEU HODÔMETRO
0.126 0.126	 177	V 31 Km/h	1.31.03 V71	PLACA BRANCA ANTES DE CONSTRUIR...
0.271 0.397	 178	V 35 Km/h	1.31.34 V72	CAIXA D'ÁGUA



DISTÂNCIA	TULIPA	MÉDIA	TEMPO	OBSERVAÇÕES
0.332 0.729	 179	V 38 Km/h	1.32.08 V73	
0.185 0.914	 180		1.32.26 V73	
0.148 1.062	 181	V 42 Km/h	1.32.40 V74	
0.688 1.750	 182	V 35 Km/h	1.33.39 V75	
0.079 1.829	 183		1.33.47 V75	VC-527 KM 5
AFER				
0.223 2.052	 184	V 28 Km/h	1.34.10 V76	
0.190 2.242	 185	V 26 Km/h	1.34.34 V77	DE COSTAS
0.112 2.354	 186		1.34.50 V77	
0.069 2.423	 187	V 28 Km/h	1.34.59 V78	
0.375 2.798	 188	V 12 Km/h	1.35.48 V79	DE COSTAS ATOLEIRO À FRENTE PASSE PELA DIREITA 

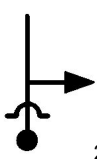




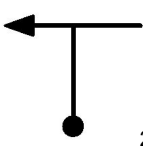
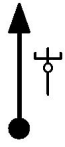

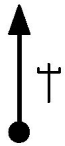





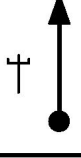



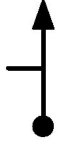


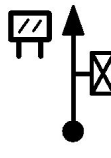
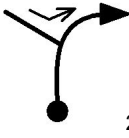

DISTÂNCIA	TULIPA	MÉDIA	TEMPO	OBSERVAÇÕES
0.064 2.862	 189		1.36.07 V79	
0.081 2.943	 190	V 27 Km/h	1.36.31 V80	VC-527
0.330 3.273 AFER	 191		1.37.15 V80	
0.049 3.322	 192	V 38 Km/h	1.37.22 V81	
0.745 4.067	 193	V 23 Km/h	1.38.32 V82	PLACA VERDE N. R. BETINHO
0.122 4.189	 194	V 42 Km/h	1.38.51 V83	ESCOLA CLASSE DA TORRE
0.534 4.723 AFER	 195		1.39.37 V83	COM PLACA
1.173 5.896	 196	V 26 Km/h	1.41.18 V84	
0.233 6.129	 197	V 35 Km/h	1.41.50 V85	
0.499 6.628	 198	V 21 Km/h	1.42.41 V86	CARROS VINDO - CUIDADO













DISTÂNCIA	TULIPA	MÉDIA	TEMPO	OBSERVAÇÕES
0.057 6.685	 199	V 31 Km/h	1.42.51 v87	
0.299 6.984	 200	V 21 Km/h	1.43.26 v88	
0.036 7.020	 201	V 23 Km/h	1.43.32 v89	
0.053 7.073	 202		1.43.40 v89	
0.175 7.248	 203	V 28 Km/h	1.44.08 v90	
0.324 7.572	 204	V 22 Km/h	1.44.49 v91	
0.062 7.634	 205		1.44.59 v91	
0.090 7.724	 206	V 34 Km/h	1.45.14 v92	NO POSTE DE MADEIRA
0.206 7.930	 207	V 23 Km/h	1.45.36 v93	
0.079 8.009	 208	V 22 Km/h	1.45.48 v94	



DISTÂNCIA	TULIPA	MÉDIA	TEMPO	OBSERVAÇÕES
0.101 8.110	209		1.46.05 V94	MAIS LOMBAS À FRENTE
AFER				
0.143 8.253	210	V 18 Km/h	1.46.28 V95	CARROS VINDO - CUIDADO
0.030 8.283	211		1.46.34 V95	
0.056 8.339	212		1.46.45 V95	
0.048 8.387	213		1.46.55 V95	DE COSTAS CARROS VINDO - CUIDADO
0.031 8.418	214	V 23 Km/h	1.47.01 V96	
0.017 8.435	215		1.47.04 V96	
AFER				
0.165 8.600	216	V 34 Km/h	1.47.30 V97	
0.445 9.045	217	V 21 Km/h	1.48.17 V98	COM PLACA CARROS VINDO - CUIDADO
0.052 9.097	218	V 31 Km/h	1.48.26 V99	










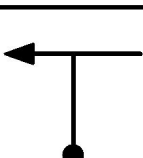

DISTÂNCIA	TULIPA	MÉDIA	TEMPO	OBSERVAÇÕES
0.299 9.396	 219	V 21 Km/h	1.49.00 V100	
0.037 9.433	 220	V 23 Km/h	1.49.07 V101	
0.052 9.485	 221		1.49.15 V101	
0.175 9.660	 222	V 28 Km/h	1.49.42 V102	
0.319 9.979	 223	V 22 Km/h	1.50.23 V103	
0.065 10.044	 224		1.50.34 V103	
0.072 10.116	 225	V 35 Km/h	1.50.46 V104	COM TRAFÓ
0.218 10.334	 226	V 23 Km/h	1.51.08 V105	
0.092 10.426	 227	V 38 Km/h	1.51.23 V106	
0.129 10.555	 228	V 23 Km/h	1.51.35 V107	

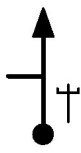


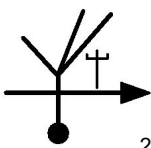
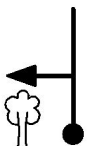
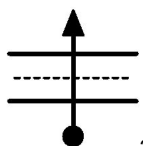
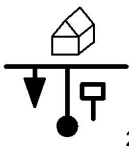


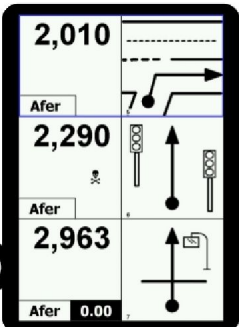
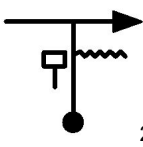
DISTÂNCIA	TULIPA	MÉDIA	TEMPO	OBSERVAÇÕES
0.014 10.569	 229		1.51.37 V107	LOMBA COM BURACO
0.188 10.757	 230		1.52.06 V107	
0.062 10.819	 231	V 27 Km/h	1.52.16 V108	
0.283 11.102	 232	V 22 Km/h	1.52.54 V109	RUA ESCONDIDA CARROS VINDO - CUIDADO 
0.053 11.155	 233		1.53.02 V109	
0.090 11.245	 234	V 34 Km/h	1.53.17 V110	
0.355 11.600	 235	V 21 Km/h	1.53.55 V111	BURACOS
0.167 11.767	 236	V 22 Km/h	1.54.23 V112	DE COSTAS
0.093 11.860	 237		1.54.39 V112	
0.072 11.932	 238		1.54.50 V112	CARROS VINDO - CUIDADO 

DISTÂNCIA	TULIPA	MÉDIA	TEMPO	OBSERVAÇÕES
0.071 12.003	 239	V 38 Km/h	1.55.02 V113	PLACA 300 MEGA
0.202 12.205 AFER	 240		1.55.21 V113	TRAFO
0.363 12.568	 241	V 22 Km/h	1.55.56 V114	
0.062 12.630	 242	V 21 Km/h	1.56.06 V115	
0.171 12.801	 243		1.56.35 V115	EROSÃO
0.045 12.846	 244		1.56.43 V115	
0.237 13.083	 245	V 38 Km/h	1.57.23 V116	PORTAO VERDE
0.324 13.407	 246	V 22 Km/h	1.57.54 V117	CARROS VINDO - CUIDADO 
0.032 13.439	 247	V 39 Km/h	1.57.59 V118	
1.117 14.556	 248	V 21 Km/h	1.59.42 V119	ESCOLA CLASSE 


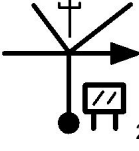

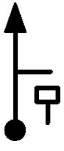


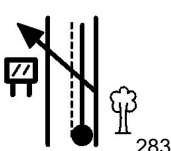







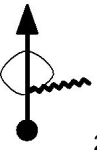

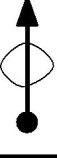

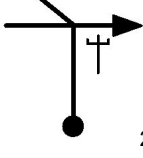




DISTÂNCIA	TULIPA	MÉDIA	TEMPO	OBSERVAÇÕES
0.119 14.675	 249	V 31 Km/h	2.00.03 V120	
0.099 14.774 AFER	 250		2.00.14 V120	COM TRAFIO
0.129 14.903	 251	V 22 Km/h	2.00.29 V121	
0.298 15.201	 252		2.01.18 V121	
0.050 15.251 0.000	 253	V 27 Km/h	2.01.26 V122	DE COSTAS ZERE SEU HODÔMETRO
0.079 0.079	 254	V 34 Km/h	2.01.37 V123	DE MADEIRA
0.410 0.489	 255	V 22 Km/h	2.02.20 V124	SEM VISÃO CUIDADO
0.101 0.590	 256		2.02.37 V124	
0.052 0.642	 257	V 28 Km/h	2.02.45 V125	
0.101 0.743	 258	V 22 Km/h	2.02.58 V126	








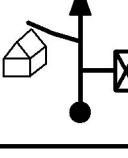


DISTÂNCIA	TULIPA	MÉDIA	TEMPO	OBSERVAÇÕES
0.080 0.823	 259		2.03.11 V126	
0.117 0.940	 260	V 31 Km/h	2.03.30 V127	
0.423 1.363	 261	V 21 Km/h	2.04.19 V128	
0.112 1.475	 262	V 26 Km/h	2.04.39 V129	PLACA AZUL
0.186 1.661 AFER	 263		2.05.04 V129	
0.372 2.033	 264	V 27 Km/h	2.05.56 V130	
0.217 2.250	 265	V 21 Km/h	2.06.25 V131	EROSÃO ATENÇÃO 
0.035 2.285	 266	V 27 Km/h	2.06.31 V132	
0.257 2.542	 267	V 21 Km/h	2.07.05 V133	
0.092 2.634	 268	V 28 Km/h	2.07.21 V134	

DISTÂNCIA	TULIPA	MÉDIA	TEMPO	OBSERVAÇÕES
0.888 3.522	 269		2.09.15 V134	
AFER				
0.777 4.299	 270	V 21 Km/h	2.10.55 V135	EROSÕES ATENÇÃO 
0.211 4.510	 271	D 2 Min	2.11.31 D136	PRIMEIRA À DIREITA ANTES DO POSTE
0.213 4.723	 272		D136	SENTIDO MERCADO RODEIO
0.061 4.784	 273		D136	CRUZE A RODOVIA EM OBRAS
0.042 4.826	 274	N 8 Min	2.13.31 N137	MERCADO RODEIO PELA ESQUERDA DA PLACA Estacione
Road Book Automático A planilha que anda sozinha  				NavTotem Novo sistema de navegação de baixíssimo custo para periféricos Android
0.000 4.826 0.000	Neutro 275	D 6 Min	2.21.31 D138	MERCADO RODEIO Plus code: CW43+H8 Início da Prova 2 ZERE SEU HODÔMETRO
0.018 0.018	 276		D138	SIGA PELA RODOVIA EM OBRAS



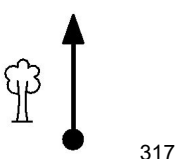
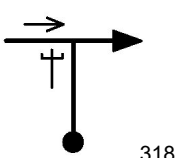

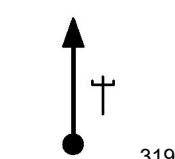
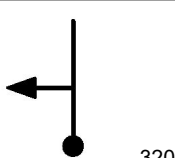
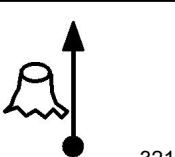
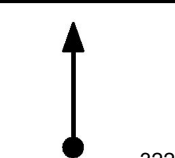
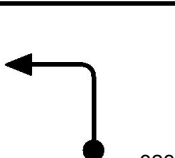
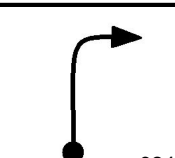
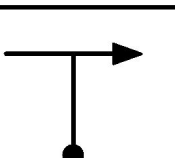
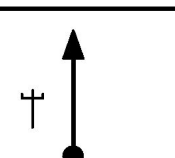
DISTÂNCIA	TULIPA	MÉDIA	TEMPO	OBSERVAÇÕES
0.168 0.186	 277		D138	SIGA PELO DESVIO
0.040 0.226	 278		D138	VOLTE PARA A DF-220
0.052 0.278	 279		D138	INÍCIO DO ASFALTO
0.431 0.709	 280		D138	CHAPADA IMPERIAL
1.091 1.800 AFER	 281		D138	
0.729 2.529	 282		D138	CHÁCARA CANAÃ
1.192 3.721	 283		D138	SENTIDO PLACA AZUL - EBC PARQUE DE TRANSMISSÃO DO RODEADOR 
0.169 3.890 0.000	 284	V 23 Km/h	2.27.31 V139	PORTÃO LATERAL BRANCO NÃO CONFUNDA ZERE SEU HODÔMETRO
0.139 0.139 AFER	 285		2.27.53 V139	SECA
0.133 0.272	 286		2.28.14 V139	

DISTÂNCIA	TULIPA	MÉDIA	TEMPO	OBSERVAÇÕES
0.023 0.295	 287	V 28 Km/h	2.28.17 V140	
0.059 0.354	 288	V 21 Km/h	2.28.25 V141	POÇA BURACOS À FRENTE
0.070 0.424	 289	V 28 Km/h	2.28.37 V142	
0.197 0.621	 290		2.29.02 V142	POÇA Splash
0.107 0.728	 291	V 22 Km/h	2.29.16 V143	
0.066 0.794	 292		2.29.27 V143	
0.043 0.837	 293	V 34 Km/h	2.29.34 V144	
0.163 1.000	 294	V 21 Km/h	2.29.51 V145	
0.049 1.049	 295		2.29.59 V145	
0.057 1.106	 296	V 28 Km/h	2.30.09 V146	


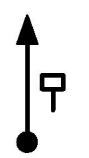
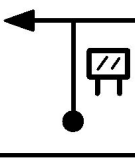

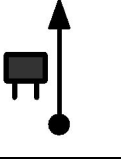
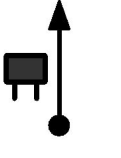
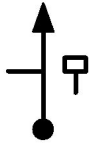


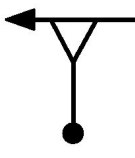
DISTÂNCIA	TULIPA	MÉDIA	TEMPO	OBSERVAÇÕES
0.082 1.188	 297	V 35 Km/h	2.30.20 V147	VERDE
0.186 1.374	 298	V 38 Km/h	2.30.39 V148	
0.665 2.039	 299	V 21 Km/h	2.31.42 V149	
0.044 2.083	 300		2.31.49 V149	
0.050 2.133	 301	V 42 Km/h	2.31.58 V150	DF-445
0.290 2.423	 302		2.32.23 V150	
0.343 2.766 AFER	 303		2.32.52 V150	DF-445 KM 15
0.058 2.824	 304	V 34 Km/h	2.32.57 V151	AMARELO
0.112 2.936	 305		2.33.09 V151	BRANCO
0.075 3.011	 306	V 35 Km/h	2.33.17 V152	SETA



DISTÂNCIA	TULIPA	MÉDIA	TEMPO	OBSERVAÇÕES
0.238 3.249	 307	V 21 Km/h	2.33.41 V153	ATENÇÃO VERDE
0.105 3.354	 308	V 35 Km/h	2.33.59 V154	AZUL
0.449 3.803	 309	V 31 Km/h	2.34.46 V155	
0.271 4.074	 310	V 21 Km/h	2.35.17 V156	
0.057 4.131	 311	V 34 Km/h	2.35.27 V157	
0.274 4.405	 312	V 21 Km/h	2.35.56 V158	
0.130 4.535	 313		2.36.18 V158	CRISTÃ DO BRASIL
AFER				
0.171 4.706	 314	V 22 Km/h	2.36.47 V159	CARROS VINDO - CUIDADO
0.072 4.778	 315	V 26 Km/h	2.36.59 V160	CONCRETO
0.405 5.183	 316	V 31 Km/h	2.37.55 V161	COM LUMINÁRIA













DISTÂNCIA	TULIPA	MÉDIA	TEMPO	OBSERVAÇÕES
0.140 5.323	 317	V 22 Km/h	2.38.12 V162	
0.032 5.355	 318		2.38.17 V162	CARROS VINDO - CUIDADO 
0.051 5.406	 319		2.38.25 V162	
0.086 5.492	 320		2.38.39 V162	
0.044 5.536	 321	V 39 Km/h	2.38.46 V163	
0.532 6.068	 322	V 28 Km/h	2.39.36 V164	
0.108 6.176	 323	V 18 Km/h	2.39.49 V165	
0.030 6.206	 324	V 6 Km/h	2.39.55 V166	
0.019 6.225	 325		2.40.07 V166	DEGRAU
0.066 6.291	 326	V 45 Km/h	2.40.46 V167	



DISTÂNCIA	TULIPA	MÉDIA	TEMPO	OBSERVAÇÕES
0.192 6.483	 327		2.41.02 V167	PLACA ATENÇÃO
AFER				
0.215 6.698	 328	V 22 Km/h	2.41.19 V168	DF-430
0.069 6.767	 329		2.41.30 V168	
0.101 6.868	 330	V 35 Km/h	2.41.47 V169	DF-445
0.248 7.116	 331	V 45 Km/h	2.42.12 V170	DE COSTAS
1.083 8.199	 332		2.43.39 V170	DE COSTAS
AFER				
0.402 8.601	 333	V 48 Km/h	2.44.11 V171	VC-527
1.713 10.314	 334	V 28 Km/h	2.46.20 V172	
0.112 10.426	 335	D 6 Min	2.46.34 D173	
0.124 10.550	 336		D173	SENTIDO CEILÂNDIA DF-430



DISTÂNCIA	TULIPA	MÉDIA	TEMPO	OBSERVAÇÕES
0.162 10.712	 337		D173	
0.911 11.623 AFER	 338		D173	
0.721 12.344	 339		D173	
0.166 12.510	 340		D173	
0.600 13.110	 341		D173	DF-430 KM 8
0.389 13.499	 342		D173	SAIA DA PRINCIPAL ATENÇÃO
0.168 13.667 0.000	 343	V 21 Km/h	2.52.34 V174	ZERE SEU HODÔMETRO
0.056 0.056	 344		2.52.44 V174	
0.073 0.129	 345	V 42 Km/h	2.52.56 V175	
0.241 0.370	 346	V 28 Km/h	2.53.17 V176	

DISTÂNCIA	TULIPA	MÉDIA	TEMPO	OBSERVAÇÕES
0.052 0.422	 347	V 26 Km/h	2.53.23 V177	
0.078 0.500	 348	V 38 Km/h	2.53.34 V178	
0.202 0.702	 349	V 26 Km/h	2.53.53 V179	
0.108 0.810	 350	V 22 Km/h	2.54.08 V180	
0.182 0.992	 351	V 21 Km/h	2.54.38 V181	
0.041 1.033	 352		2.54.45 V181	LAMA E EROSÃO POR DENTRO CUIDADO 
0.061 1.094	 353	V 27 Km/h	2.54.56 V182	FINA E ALTA
0.230 1.324	 354	V 6 Km/h	2.55.26 V183	EROSÃO CUIDADO 
0.079 1.403	 355	V 15 Km/h	2.56.14 V184	
0.060 1.463	 356		2.56.28 V184	MAIS LOMBAS À FRENTE


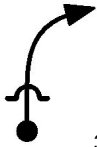
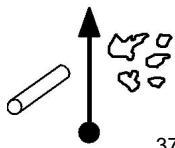
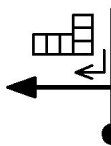



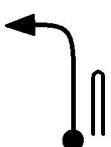






DISTÂNCIA	TULIPA	MÉDIA	TEMPO	OBSERVAÇÕES
0.272 1.735	 357	V 18 Km/h	2.57.33 V185	MURO CARROS VINDO - CUIDADO
0.149 1.884	 358	V 26 Km/h	2.58.03 V186	VERDE
0.096 1.980 AFER	 359		2.58.16 V186	AZUL
0.180 2.160	 360	V 21 Km/h	2.58.41 V187	SEM VISÃO ATENÇÃO
0.063 2.223	 361	V 26 Km/h	2.58.52 V188	
0.089 2.312	 362	V 35 Km/h	2.59.04 V189	
0.316 2.628	 363		2.59.37 V189	VERDE
0.277 2.905	 364	V 31 Km/h	3.00.05 V190	
0.044 2.949	 365	V 21 Km/h	3.00.10 V191	
0.058 3.007	 366		3.00.20 V191	



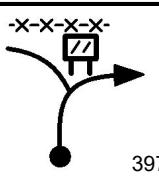




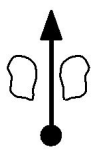

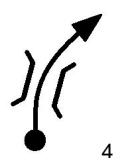




DISTÂNCIA	TULIPA	MÉDIA	TEMPO	OBSERVAÇÕES
0.025 3.032	 367	V 28 Km/h	3.00.25 V192	
0.163 3.195	 368	V 22 Km/h	3.00.46 V193	
0.064 3.259	 369	V 15 Km/h	3.00.56 V194	EROSÃO
0.037 3.296	 370	V 22 Km/h	3.01.05 V195	
0.132 3.428	 371	V 27 Km/h	3.01.27 V196	BRANCO
0.056 3.484 AFER	 372		3.01.34 V196	SÍTIO SANTIAGO
0.241 3.725	 373	V 18 Km/h	3.02.06 V197	
0.034 3.759	 374	V 15 Km/h	3.02.13 V198	LADEANDO A CERCA
0.100 3.859	 375	V 21 Km/h	3.02.37 V199	
0.091 3.950	 376	V 25 Km/h	3.02.53 V200	SUBINDO














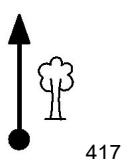
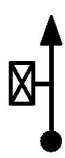

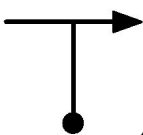


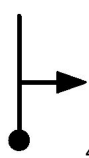

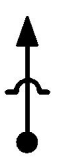
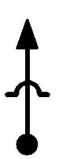
DISTÂNCIA	TULIPA	MÉDIA	TEMPO	OBSERVAÇÕES
0.183 4.133	 377	V 18 Km/h	3.03.19 V201	
0.095 4.228	 378	V 21 Km/h	3.03.38 V202	
0.158 4.386	 379	V 18 Km/h	3.04.05 V203	ESTREITO
0.080 4.466	 380		3.04.21 V203	ANTES DO MURO CARROS VINDO - CUIDADO 
0.145 4.611	 381	V 26 Km/h	3.04.50 V204	VERDE
0.094 4.705 AFER	 382		3.05.03 V204	AZUL
0.182 4.887	 383	V 21 Km/h	3.05.28 V205	SEM VISÃO ATENÇÃO 
0.062 4.949	 384	V 26 Km/h	3.05.39 V206	
0.090 5.039	 385	V 35 Km/h	3.05.51 V207	
0.316 5.355	 386		3.06.24 V207	VERDE





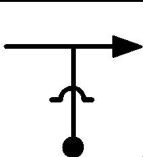

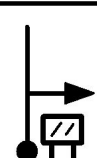









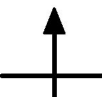





DISTÂNCIA	TULIPA	MÉDIA	TEMPO	OBSERVAÇÕES
0.276 5.631	 387	V 31 Km/h	3.06.52 V208	
0.044 5.675	 388	V 21 Km/h	3.06.57 V209	
0.060 5.735	 389		3.07.08 V209	
0.025 5.760	 390	V 28 Km/h	3.07.12 V210	
0.163 5.923	 391	V 22 Km/h	3.07.33 V211	
0.061 5.984	 392	V 15 Km/h	3.07.43 V212	EROSÃO
0.039 6.023	 393	V 22 Km/h	3.07.52 V213	
0.131 6.154	 394	V 27 Km/h	3.08.14 V214	BRANCO
0.057 6.211 AFER	 395		3.08.21 V214	SÍTIO SANTIAGO
0.239 6.450	 396	V 18 Km/h	3.08.53 V215	


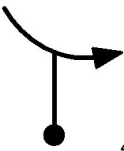


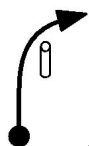





DISTÂNCIA	TULIPA	MÉDIA	TEMPO	OBSERVAÇÕES
0.036 6.486	 397	V 15 Km/h	3.09.00 V216	
0.161 6.647	 398	V 22 Km/h	3.09.39 V217	
0.136 6.783 AFER	 399		3.10.01 V217	
0.174 6.957	 400	V 21 Km/h	3.10.30 V218	ESTREITA BUEIRO 
0.312 7.269	 401		3.11.23 V218	
0.105 7.374	 402	V 27 Km/h	3.11.41 V219	AQUIRY
0.145 7.519	 403	V 18 Km/h	3.12.00 V220	PONTE ESTREITA CUIDADO 
0.101 7.620	 404	V 23 Km/h	3.12.21 V221	
0.250 7.870	 405		3.13.00 V221	POÇA
0.071 7.941	 406	V 28 Km/h	3.13.11 V222	

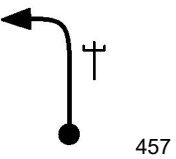
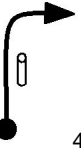

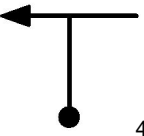
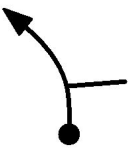


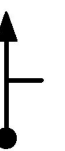
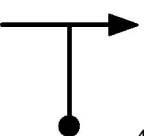

DISTÂNCIA	TULIPA	MÉDIA	TEMPO	OBSERVAÇÕES
0.089 8.030	 407	V 23 Km/h	3.13.22 V223	
0.129 8.159	 408		3.13.43 V223	
0.063 8.222	 409	V 22 Km/h	3.13.52 V224	
0.088 8.310	 410	V 12 Km/h	3.14.07 V225	BUEIRO CUIDADO 
0.078 8.388	 411	V 26 Km/h	3.14.30 V226	COLCHETE
0.112 8.500	 412	V 21 Km/h	3.14.46 V227	VERDE BURACOS E PEDRAS À FRENTE
0.109 8.609	 413	V 26 Km/h	3.15.04 V228	TRAFO
0.215 8.824	 414	V 21 Km/h	3.15.34 V229	VALETA
0.038 8.862	 415	V 28 Km/h	3.15.41 V230	
0.202 9.064	 416	V 15 Km/h	3.16.07 V231	

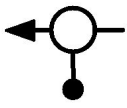
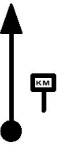
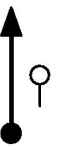
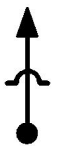
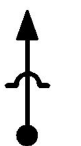



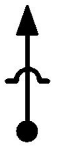
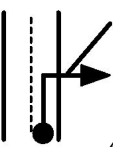
DISTÂNCIA	TULIPA	MÉDIA	TEMPO	OBSERVAÇÕES
0.133 9.197	 417	V 28 Km/h	3.16.39 V232	
0.470 9.667	 418	V 23 Km/h	3.17.39 V233	
0.060 9.727	 419		3.17.48 V233	
0.182 9.909	 420	V 18 Km/h	3.18.17 V234	
0.124 10.033	 421	V 27 Km/h	3.18.42 V235	
0.246 10.279	 422	V 26 Km/h	3.19.14 V236	
0.108 10.387	 423	V 21 Km/h	3.19.29 V237	
0.054 10.441	 424	V 35 Km/h	3.19.39 V238	
0.269 10.710	 425	V 22 Km/h	3.20.06 V239	
0.149 10.859	 426		3.20.31 V239	
AFER				

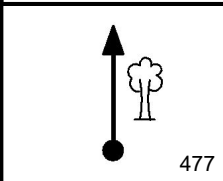
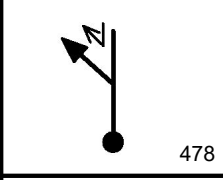

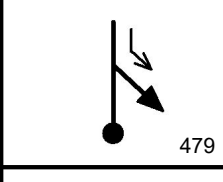

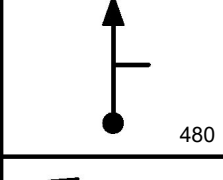
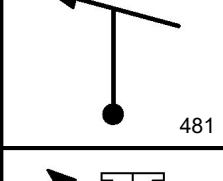
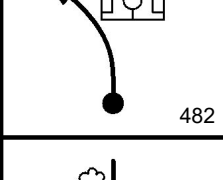
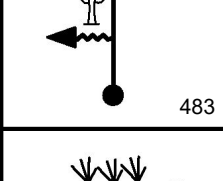
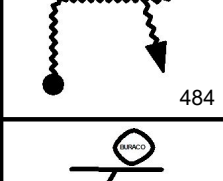
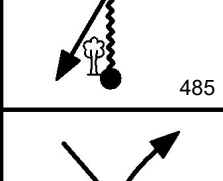


DISTÂNCIA	TULIPA	MÉDIA	TEMPO	OBSERVAÇÕES
0.065 10.924	 427	V 28 Km/h	3.20.41 V240	DE COSTAS
0.081 11.005	 428		3.20.52 V240	
0.257 11.262	 429	V 26 Km/h	3.21.25 V241	
0.032 11.294	 430	V 35 Km/h	3.21.29 V242	
0.426 11.720	 431	D 2 Min	3.22.13 D243	PELA DF-445
0.377 12.097	 432		D243	
0.096 12.193	 433		D243	
0.073 12.266 0.000	 434	V 22 Km/h	3.24.13 V244	ZERE SEU HODÔMETRO
0.064 0.064	 435		3.24.23 V244	
0.072 0.136	 436	V 35 Km/h	3.24.35 V245	

DISTÂNCIA	TULIPA	MÉDIA	TEMPO	OBSERVAÇÕES
0.218 0.354	 437		3.24.58 V245	VERDE
AFER				
0.219 0.573	 438	V 39 Km/h	3.25.20 V246	
0.377 0.950	 439	V 31 Km/h	3.25.55 V247	
0.034 0.984	 440	V 22 Km/h	3.25.59 V248	
0.090 1.074	 441		3.26.14 V248	
0.164 1.238	 442		3.26.40 V248	
0.062 1.300	 443		3.26.51 V248	
0.030 1.330	 444	V 28 Km/h	3.26.55 V249	
0.161 1.491	 445		3.27.16 V249	POÇA
0.320 1.811	 446	V 22 Km/h	3.27.57 V250	TRAFO

DISTÂNCIA	TULIPA	MÉDIA	TEMPO	OBSERVAÇÕES
0.046 1.857	 447	V 21 Km/h	3.28.05 V251	
0.048 1.905	 448		3.28.13 V251	
0.057 1.962	 449		3.28.23 V251	
0.081 2.043	 450	V 26 Km/h	3.28.37 V252	
0.211 2.254	 451		3.29.06 V252	
0.141 2.395	 452	V 31 Km/h	3.29.25 V253	
0.029 2.424	 453		3.29.29 V253	
AFER				
0.159 2.583	 454	V 27 Km/h	3.29.47 V254	
0.093 2.676	 455	V 22 Km/h	3.30.00 V255	
0.062 2.738	 456		3.30.10 V255	

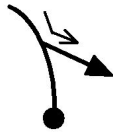



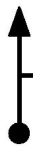

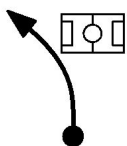






DISTÂNCIA	TULIPA	MÉDIA	TEMPO	OBSERVAÇÕES
0.120 2.858	 457	V 21 Km/h	3.30.29 V256	
0.074 2.932	 458		3.30.42 V256	
0.110 3.042	 459	V 28 Km/h	3.31.01 V257	
0.263 3.305	 460	V 21 Km/h	3.31.35 V258	
0.089 3.394	 461	V 34 Km/h	3.31.50 V259	
0.122 3.516	 462		3.32.03 V259	
0.226 3.742	 463	V 31 Km/h	3.32.27 V260	MURO BRANCO
0.256 3.998	 464	D 13 Min	3.32.57 D261	
0.024 4.022	 465		D261	PELO ASFALTO NA DF-445
0.101 4.123	 466		D261	

DISTÂNCIA	TULIPA	MÉDIA	TEMPO	OBSERVAÇÕES
0.800 4.923	 467		D 261	SIGA PELA DF-430
0.811 5.734 AFER	 468		D 261	DF-430 KM 5
0.123 5.857	 469		D 261	60 KM/H
1.344 7.201	 470		D 261	
0.814 8.015	 471		D 261	
0.884 8.899	 472		D 261	
1.268 10.167	 473		D 261	
0.573 10.740	 474		D 261	RETORNE
0.305 11.045	 475		D 261	
0.106 11.151	 476		D 261	SIGA PELA TERRA

DISTÂNCIA	TULIPA	MÉDIA	TEMPO	OBSERVAÇÕES
0.182 11.333 0.000	 477	V 26 Km/h	3.45.57 V262	Balaio do Morro ZERE SEU HODÔMETRO
0.110 0.110	 478		3.46.12 V262	CARROS VINDO - CUIDADO 
0.130 0.240	 479	V 18 Km/h	3.46.30 V263	CARROS VINDO - CUIDADO 
0.106 0.346	 480	V 26 Km/h	3.46.51 V264	
0.028 0.374	 481		3.46.55 V264	
0.216 0.590	 482	V 21 Km/h	3.47.25 V265	
0.032 0.622	 483	V 15 Km/h	3.47.30 V266	PELA GRAMA
0.014 0.636	 484		3.47.34 V266	LADEANDO MATINHO SENTIDO MARCADA
0.032 0.668	 485		3.47.41 V266	MEDIDA NA MARCADA
0.042 0.710	 486	V 22 Km/h	3.47.51 V267	SUBINDO ATENÇÃO - EROSÕES 

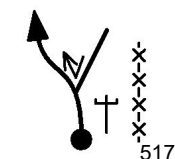



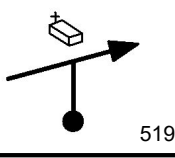

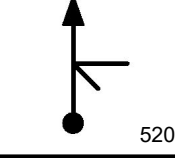
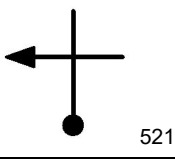
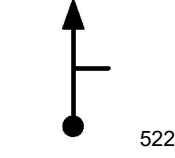
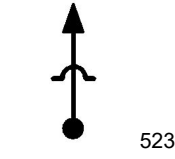
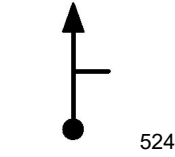
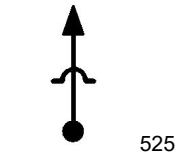
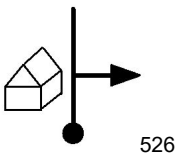


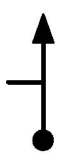



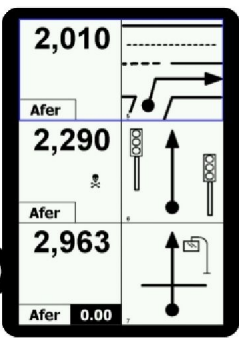
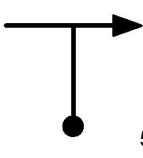
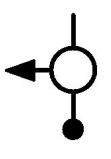
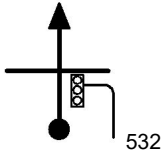
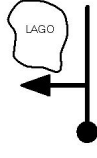
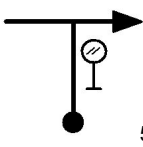
DISTÂNCIA	TULIPA	MÉDIA	TEMPO	OBSERVAÇÕES
0.085 0.795	487	V 27 Km/h	3.48.05 V268	DESCAMPADO
0.115 0.910	488	V 22 Km/h	3.48.21 V269	
0.030 0.940	489	V 18 Km/h	3.48.26 V270	NA PRINCIPAL ATENÇÃO
0.037 0.977 AFER	490	V 21 Km/h	3.48.33 V271	
0.351 1.328	491	V 18 Km/h	3.49.33 V272	
0.055 1.383	492	V 21 Km/h	3.49.44 V273	
0.047 1.430	493	V 28 Km/h	3.49.52 V274	
0.148 1.578	494	V 18 Km/h	3.50.11 V275	CARROS VINDO - CUIDADO
0.113 1.691	495		3.50.34 V275	
0.022 1.713	496	V 19 Km/h	3.50.38 V276	

DISTÂNCIA	TULIPA	MÉDIA	TEMPO	OBSERVAÇÕES
0.088 1.801	 497	V 26 Km/h	3.50.55 V277	CARROS VINDO - CUIDADO 
0.126 1.927	 498	V 18 Km/h	3.51.12 V278	CARROS VINDO - CUIDADO 
0.110 2.037	 499	V 26 Km/h	3.51.34 V279	
0.022 2.059	 500		3.51.37 V279	
0.220 2.279	 501	V 21 Km/h	3.52.08 V280	
0.032 2.311	 502	V 15 Km/h	3.52.13 V281	PELA GRAMA
0.014 2.325	 503		3.52.17 V281	LADEANDO MATINHO SENTIDO MARCADA
0.033 2.358	 504	V 18 Km/h	3.52.25 V282	MARCADA
0.042 2.400	 505	V 22 Km/h	3.52.33 V283	SUBINDO ATENÇÃO - EROSÕES 
0.094 2.494	 506	V 27 Km/h	3.52.48 V284	DESCAMPADO



DISTÂNCIA	TULIPA	MÉDIA	TEMPO	OBSERVAÇÕES
0.115 2.609		V 22 Km/h	3.53.04 V285	
0.029 2.638		V 12 Km/h	3.53.08 V286	NA PRINCIPAL ATENÇÃO
0.048 2.686		V 21 Km/h	3.53.23 V287	SENTIDO TORRE
0.043 2.729		V 18 Km/h	3.53.30 V288	Balaio da Torre CARROS VINDO - CUIDADO
0.033 2.762			3.53.37 V288	
0.036 2.798			3.53.44 V288	CARROS VINDO - CUIDADO
0.033 2.831			3.53.51 V288	
0.014 2.845			3.53.53 V288	
0.032 2.877 AFER			3.54.00 V288	
0.021 2.898			3.54.04 V288	LADEANDO A CERCA

DISTÂNCIA	TULIPA	MÉDIA	TEMPO	OBSERVAÇÕES
0.028 2.926	 517		3.54.10 V288	ENTRE A ÁRVORE E O POSTE CARROS VINDO - CUIDADO 
0.019 2.945	 518		3.54.13 V288	CONTORNE O POSTE E SIGA DESCENDO CARROS VINDO - CUIDADO 
0.173 3.118	 519	D 3 Min	3.54.48 D289	CEMITÉRIO Trânsito urbano ATENÇÃO 
0.145 3.263	 520		D289	PELO ASFALTO
0.129 3.392	 521		D289	
0.098 3.490	 522		D289	
0.134 3.624	 523		D289	
0.084 3.708	 524		D289	
0.193 3.901	 525		D289	
0.120 4.021	 526		D289	CENTRO AUTOMOTIVO

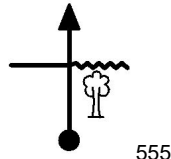
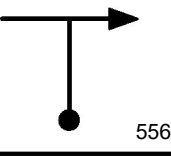
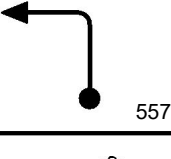
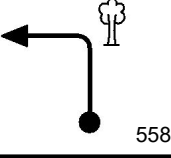

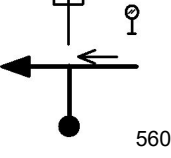
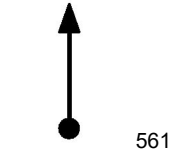
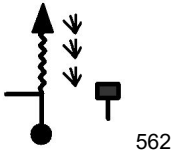
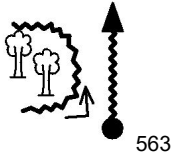

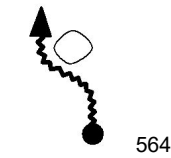
DISTÂNCIA	TULIPA	MÉDIA	TEMPO	OBSERVAÇÕES
0.057 4.078	 527		D 289	
0.145 4.223	 528	N 5 Min	3.57.48 N 290	SEGUNDA MAIOR IGREJA CATÓLICA DO BRASIL Estacione e conheça Controle o seu tempo
Road Book Automático A planilha que anda sozinha  				NavTotem Novo sistema de navegação de baixíssimo custo para periféricos Android
0.000 4.223	Neutro 529	D 8 Min	4.02.48 D 291	SEGUNDA MAIOR IGREJA CATÓLICA DO BRASIL Estacione e conheça Controle o seu tempo
0.132 4.355	 530		D 291	
0.176 4.531	 531		D 291	
0.400 4.931	 532		D 291	SEMÁFORO
0.106 5.037	 533		D 291	LAGO VEREDINHA
0.472 5.509	 534		D 291	PARE



DISTÂNCIA	TULIPA	MÉDIA	TEMPO	OBSERVAÇÕES
0.465 5.974	 535			FAÇA O RETORNO E CRUZE A PRINCIPAL ATENÇÃO
0.077 6.051	 536		D 291	PELA TERRA Zona de Espetáculo Brazlândia Divirtam-se!!!
0.053 6.104 0.000	 537	V 22 Km/h	4.10.48 V 292	NO POSTE APÓS PLACA FAIXA DE PEDESTRES ZERE SEU HODÔMETRO
0.045 0.045	 538		4.10.55 V 292	LARGO E BRANCO CARROS VINDO - CUIDADO
0.028 0.073	 539	V 31 Km/h	4.11.00 V 293	
0.038 0.111	 540		4.11.04 V 293	PELA GRAMA NA TRILHA PLACA QUEBRA-MOLAS DE COSTAS AFASTADA
0.085 0.196	 541		4.11.14 V 293	SIGA EM FRENTE ATENÇÃO CARROS PASSANDO AO LADO
0.058 0.254	 542	V 28 Km/h	4.11.21 V 294	BURACO À FRENTE
0.063 0.317	 543	V 23 Km/h	4.11.29 V 295	
0.062 0.379	 544	V 18 Km/h	4.11.39 V 296	MEDIDA NA LOMBA CONTORNE O CONE



DISTÂNCIA	TULIPA	MÉDIA	TEMPO	OBSERVAÇÕES
0.056 0.435	 545	V 28 Km/h	4.11.50 V297	LADEANDO AS ÁRVORES
0.043 0.478	 546	V 22 Km/h	4.11.55 V298	CARROS VINDO - CUIDADO
0.028 0.506	 547		4.12.00 V298	CARROS VINDO - CUIDADO
0.017 0.523	 548		4.12.03 V298	RETORNE NA MARCADA
0.050 0.573	 549		4.12.11 V298	RETORNE CARROS VINDO - CUIDADO
0.042 0.615	 550		4.12.18 V298	CARROS VINDO - CUIDADO
0.019 0.634	 551	V 26 Km/h	4.12.21 V299	SENTIDO ÁRVORES SIGA EM LINHA RETA
0.042 0.676	 552	V 21 Km/h	4.12.27 V300	ENTRE A FRONDOSA E A SECA ATENÇÃO CARROS PASSANDO AO LADO
0.030 0.706	 553		4.12.32 V300	CONTORNE A SECA CARROS VINDO - CUIDADO
0.066 0.772	 554	V 22 Km/h	4.12.43 V301	CARROS VINDO - CUIDADO

DISTÂNCIA	TULIPA	MÉDIA	TEMPO	OBSERVAÇÕES
0.017 0.789	 555	V 26 Km/h	4.12.46 V302	
0.069 0.858	 556	V 22 Km/h	4.12.56 V303	DESCAMPADO
0.023 0.881	 557	V 27 Km/h	4.12.59 V304	
0.088 0.969	 558		4.13.11 V304	SENTIDO LOBEIRA E POSTE BRANCO DISTANTE
0.030 0.999	 559	V 22 Km/h	4.13.15 V305	CONTORNE A LOBEIRA CARROS VINDO - CUIDADO
0.089 1.088	 560		4.13.30 V305	CARROS VINDO - CUIDADO
0.035 1.123	 561	V 31 Km/h	4.13.35 V306	
0.038 1.161	 562		4.13.40 V306	PELA GRAMA NA TRILHA PLACA QUEBRA-MOLAS DE COSTAS
0.082 1.243	 563		4.13.49 V306	SIGA EM FRENTE ATENÇÃO CARROS PASSANDO AO LADO 
0.060 1.303	 564	V 28 Km/h	4.13.56 V307	BURACO À FRENTE



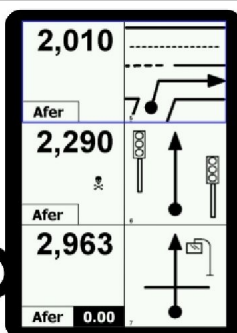
DISTÂNCIA	TULIPA	MÉDIA	TEMPO	OBSERVAÇÕES
0.065 1.368	 565	V 23 Km/h	4.14.05 V308	
0.041 1.409	 566	V 22 Km/h	4.14.11 V309	SENTIDO OUTDOOR CARROS VINDO - CUIDADO
0.057 1.466	 567		4.14.20 V309	OUTDOOR
0.027 1.493	 568		4.14.25 V309	CARROS VINDO - CUIDADO
0.057 1.550	 569	V 27 Km/h	4.14.34 V310	
0.048 1.598	 570	V 12 Km/h	4.14.40 V311	DEVAGAR Respirem fundo!
0.028 1.626	 571	D 5 Min	4.14.49 D312	MURO BRANCO
0.028 1.654	 572		4.14.49 D312	PELO ASFALTO MUITO CUIDADO
0.023 1.677	 573		4.14.49 D312	CAPITAL DO MORANGO
0.062 1.739	 574		4.14.49 D312	



DISTÂNCIA	TULIPA	MÉDIA	TEMPO	OBSERVAÇÕES
0.063 1.802	 575		D312	
0.111 1.913	 576		D312	ENTRE NO POSTO
0.044 1.957	 577	N 25 Min	4.19.49 N313	CAFÉ DO DOUGRÃO Estacione

Road Book Automático

A planilha que anda sozinha



NavTotem

Novo sistema de navegação
de baixíssimo custo
para periféricos









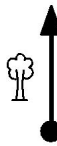
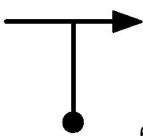
Android

0.000 1.957 0.000	Neutro 578	D 8 Min	4.44.49 D314	CAFÉ DO DOUGRÃO Plus code: 8Q7W+V3M Início da prova 3 ZERE SEU HODÔMETRO
0.022 0.022	 579		D314	ÚLTIMA BOMBA
0.043 0.065	 580		D314	PLACA PARE MÃO DUPLA - ATENÇÃO
0.231 0.296	 581		D314	
0.061 0.357	 582		D314	ENTRE NA BR-080

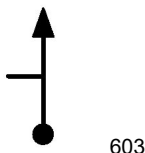

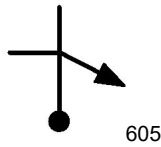
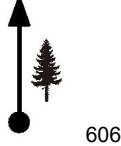
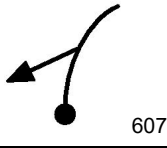
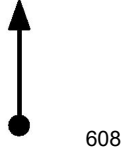
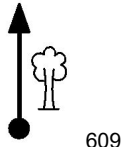

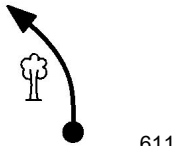
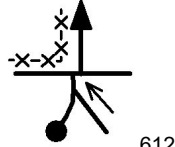








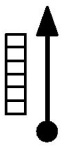

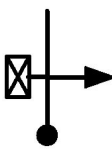




DISTÂNCIA	TULIPA	MÉDIA	TEMPO	OBSERVAÇÕES
0.298 0.655	 583		D314	
0.096 0.751	 584		D314	RETORNE
0.521 1.272	 585		D314	
0.063 1.335	 586		D314	SENTIDO AGUAS LINDAS VC- 541
0.082 1.417 0.000	 587	V 26 Km/h	4.52.49 V315	PARADA DE ONIBUS ZERE SEU HODÔMETRO
0.420 0.420 AFER	 588		4.53.47 V315	PLACA SERRALHERIA
0.211 0.631	 589	V 21 Km/h	4.54.16 V316	
0.100 0.731	 590	V 34 Km/h	4.54.33 V317	CAIXA D'ÁGUA
0.583 1.314 AFER	 591		4.55.35 V317	
0.092 1.406	 592	V 35 Km/h	4.55.45 V318	




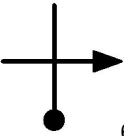



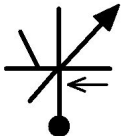






DISTÂNCIA	TULIPA	MÉDIA	TEMPO	OBSERVAÇÕES
0.282 1.688	 593	V 28 Km/h	4.56.14 V319	
0.104 1.792	 594	V 23 Km/h	4.56.27 V320	
0.051 1.843	 595	V 18 Km/h	4.56.35 V321	
0.047 1.890	 596		4.56.45 V321	ESCONDIDO Balaio do Bosque
0.035 1.925	 597	V 28 Km/h	4.56.52 V322	
0.196 2.121	 598	V 21 Km/h	4.57.17 V323	
0.110 2.231	 599	V 28 Km/h	4.57.36 V324	
0.086 2.317	 600	V 27 Km/h	4.57.47 V325	
0.063 2.380	 601	V 21 Km/h	4.57.55 V326	DUPLA
0.058 2.438	 602		4.58.05 V326	









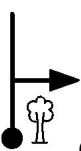




DISTÂNCIA	TULIPA	MÉDIA	TEMPO	OBSERVAÇÕES
0.055 2.493	 603	V 28 Km/h	4.58.14 V327	
0.111 2.604 AFER	 604		4.58.29 V327	
0.044 2.648	 605	V 18 Km/h	4.58.34 V328	
0.027 2.675	 606	V 28 Km/h	4.58.40 V329	
0.127 2.802	 607	V 18 Km/h	4.58.56 V330	
0.023 2.825	 608	V 23 Km/h	4.59.01 V331	
0.031 2.856 AFER	 609		4.59.06 V331	QUEIMADA
0.057 2.913	 610		4.59.14 V331	
0.096 3.009	 611	V 18 Km/h	4.59.30 V332	
0.027 3.036	 612		4.59.35 V332	CARROS VINDO - CUIDADO 

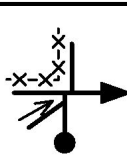






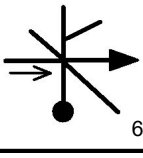



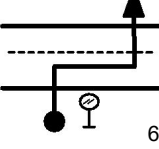

DISTÂNCIA	TULIPA	MÉDIA	TEMPO	OBSERVAÇÕES
0.039 3.075	 613	V 27 Km/h	4.59.43 V333	
0.102 3.177	 614	V 22 Km/h	4.59.56 V334	CUIDADO 
0.096 3.273	 615		5.00.12 V334	
0.030 3.303	 616	V 28 Km/h	5.00.17 V335	BAIXA
0.040 3.343 AFER	 617		5.00.22 V335	INÍCIO DO MURO
0.357 3.700	 618	V 21 Km/h	5.01.08 V336	
0.033 3.733	 619		5.01.14 V336	TRECHO ESCORREGADIO ATENÇÃO 
0.047 3.780	 620	V 28 Km/h	5.01.22 V337	
0.203 3.983	 621	V 23 Km/h	5.01.48 V338	
0.027 4.010	 622	V 35 Km/h	5.01.52 V339	





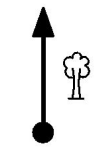
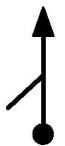


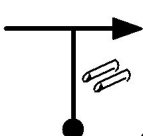


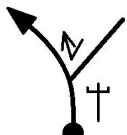

DISTÂNCIA	TULIPA	MÉDIA	TEMPO	OBSERVAÇÕES
0.397 4.407	 623	V 18 Km/h	5.02.33 V340	
0.058 4.465	 624		5.02.44 V340	
0.046 4.511	 625	V 28 Km/h	5.02.54 V341	
0.169 4.680	 626	V 38 Km/h	5.03.15 V342	AMARELA
0.371 5.051	 627	V 26 Km/h	5.03.50 V343	
0.095 5.146	 628	V 21 Km/h	5.04.04 V344	CARROS VINDO - CUIDADO 
0.068 5.214	 629	V 28 Km/h	5.04.15 V345	
0.164 5.378	 630	V 23 Km/h	5.04.36 V346	
0.114 5.492	 631	V 26 Km/h	5.04.54 V347	SECA
0.038 5.530	 632		5.04.59 V347	PASSE PELA DIREITA BURACO FUNDO - ATOLA CUIDADO 



DISTÂNCIA	TULIPA	MÉDIA	TEMPO	OBSERVAÇÕES
0.124 5.654	 633		5.05.17 V347	
AFER				
0.147 5.801	 634	V 18 Km/h	5.05.37 V348	TRILHA ESCONDIDA MATO ALTO
0.072 5.873	 635	V 21 Km/h	5.05.51 V349	
0.028 5.901	 636		5.05.56 V349	
0.047 5.948	 637		5.06.04 V349	FININHA
AFER				
0.031 5.979	 638		5.06.10 V349	
0.122 6.101	 639	V 18 Km/h	5.06.30 V350	CUIDADO 
0.064 6.165	 640	V 22 Km/h	5.06.43 V351	
0.144 6.309	 641		5.07.07 V351	ENTULHO
AFER				
0.201 6.510	 642	V 18 Km/h	5.07.40 V352	

DISTÂNCIA	TULIPA	MÉDIA	TEMPO	OBSERVAÇÕES
0.033 6.543	 643		5.07.46 V352	CARROS VINDO - CUIDADO 
0.056 6.599	 644	V 35 Km/h	5.07.58 V353	
0.200 6.799	 645	V 34 Km/h	5.08.18 V354	
0.053 6.852	 646	V 23 Km/h	5.08.24 V355	
0.153 7.005	 647	V 31 Km/h	5.08.48 V356	
0.254 7.259	 648	V 21 Km/h	5.09.17 V357	
0.035 7.294	 649		5.09.23 V357	CARROS VINDO - CUIDADO 
0.083 7.377	 650	V 35 Km/h	5.09.37 V358	
0.381 7.758	 651	D 2 Min	5.10.17 D359	ÚLTIMA
0.066 7.824	 652		D359	CRUZE A RODOVIA DF-533 MUITO CUIDADO 








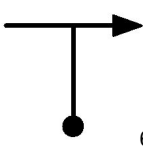
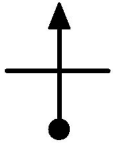
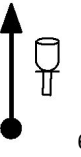

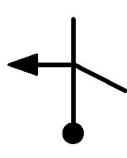


DISTÂNCIA	TULIPA	MÉDIA	TEMPO	OBSERVAÇÕES
0.092 7.916	 653	V 23 Km/h	5.12.17 V360	
0.000				ZERE SEU HODÔMETRO
0.023 0.023	 654	V 38 Km/h	5.12.20 V361	
0.232 0.255	 655		5.12.42 V361	
AFER				
0.225 0.480	 656	V 35 Km/h	5.13.03 V362	
0.061 0.541	 657	V 39 Km/h	5.13.10 V363	
0.153 0.694	 658	V 18 Km/h	5.13.24 V364	
0.061 0.755	 659		5.13.36 V364	TRONCOS
0.043 0.798	 660	V 35 Km/h	5.13.45 V365	
0.254 1.052	 661	V 31 Km/h	5.14.11 V366	CHÁCARA PRIMAVERA
0.086 1.138	 662	V 18 Km/h	5.14.21 V367	CARROS VINDO - CUIDADO 



DISTÂNCIA	TULIPA	MÉDIA	TEMPO	OBSERVAÇÕES
0.052 1.190	 663	V 28 Km/h	5.14.31 V368	
0.082 1.272	 664	V 26 Km/h	5.14.42 V369	
0.047 1.319	 665	V 18 Km/h	5.14.48 V370	BURACO FUNDO PASSE PELA ESQUERDA CUIDADO
0.103 1.422	 666		5.15.09 V370	APERTADO CUIDADO
0.052 1.474	 667		5.15.19 V370	
0.072 1.546	 668		5.15.34 V370	
0.024 1.570	 669	V 21 Km/h	5.15.38 V371	
0.218 1.788	 670	N 30 Seg	5.16.16 N372	
0.000 1.788	Neutro 671	V 18 Km/h	5.16.46 V373	
0.051 1.839	 672		5.16.56 V373	CARROS VINDO - CUIDADO




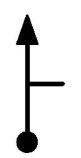





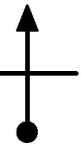

DISTÂNCIA	TULIPA	MÉDIA	TEMPO	OBSERVAÇÕES
0.035 1.874	 673	V 28 Km/h	5.17.03 V374	
0.081 1.955	 674	V 26 Km/h	5.17.13 V375	
0.049 2.004	 675	V 18 Km/h	5.17.20 V376	BURACO FUNDO PASSE PELA ESQUERDA CUIDADO 
0.105 2.109	 676		5.17.41 V376	APERTADO CUIDADO 
0.056 2.165	 677		5.17.52 V376	
0.061 2.226	 678	V 22 Km/h	5.18.05 V377	
0.046 2.272	 679	V 34 Km/h	5.18.12 V378	ESTACIONAMENTO TRÂNSITO LOCAL
0.208 2.480 AFER	 680		5.18.34 V378	CAIXA D'ÁGUA CAESB
0.190 2.670	 681	V 31 Km/h	5.18.54 V379	
0.270 2.940	 682	V 21 Km/h	5.19.26 V380	













DISTÂNCIA	TULIPA	MÉDIA	TEMPO	OBSERVAÇÕES
0.046 2.986	 683	V 26 Km/h	5.19.33 V381	
0.086 3.072	 684	V 15 Km/h	5.19.45 V382	
0.067 3.139	 685	V 31 Km/h	5.20.01 V383	
0.160 3.299	 686	V 22 Km/h	5.20.20 V384	EROSÃO CUIDADO
0.098 3.397	 687		5.20.36 V384	
0.044 3.441	 688	V 34 Km/h	5.20.43 V385	
0.184 3.625	 689	V 31 Km/h	5.21.03 V386	
0.108 3.733	 690	V 23 Km/h	5.21.15 V387	
0.065 3.798	 691	D 7 Min	5.21.25 D388	
0.165 3.963	 692		D388	



DISTÂNCIA	TULIPA	MÉDIA	TEMPO	OBSERVAÇÕES
0.143 4.106	 693		D388	PASSE POR DENTRO DO POSTO IPIRANGA
0.119 4.225	 694		D388	ENTRE NA BR-080 E FIQUE PELA ESQUERDA
0.394 4.619 AFER	 695		D388	RETORNE
0.597 5.216	 696		D388	
0.938 6.154	 697		D388	
1.005 7.159	 698		D388	
0.151 7.310 0.000	 699	V 26 Km/h	5.28.25 V389	60 ZERE SEU HODÔMETRO
0.100 0.100	 700	V 48 Km/h	5.28.39 V390	DF 415
0.086 0.186	 701		5.28.46 V390	E. C BUCANHÃO
0.155 0.341 AFER	 702		5.28.57 V390	

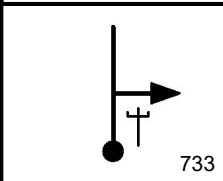
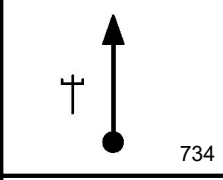
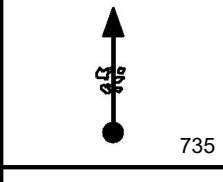
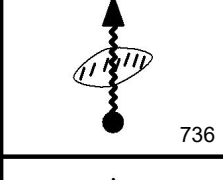
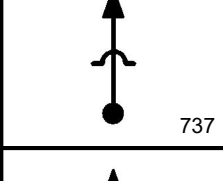
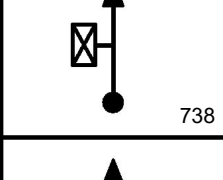
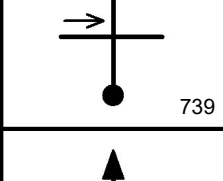

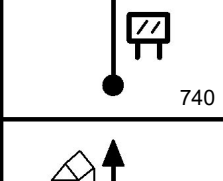
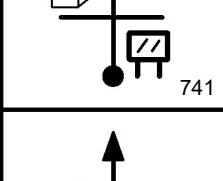

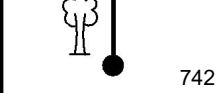
DISTÂNCIA	TULIPA	MÉDIA	TEMPO	OBSERVAÇÕES
0.814 1.155	 703	V 42 Km/h	5.29.58 V391	PLACA CASTELO
0.164 1.319	 704	V 31 Km/h	5.30.12 V392	ASA VERDE
0.189 1.508	 705	V 42 Km/h	5.30.34 V393	FAZENDINHA 2,5 KM
0.474 1.982	 706	V 28 Km/h	5.31.15 V394	PLACA PONTE
0.191 2.173	 707		5.31.40 V394	CAPÃO DA ONÇA
0.073 2.246	 708	V 48 Km/h	5.31.49 V395	
0.401 2.647	PC 709		5.32.19 V395	UTOPIA PC BÔNUS
0.096 2.743	 710	V 35 Km/h	5.32.26 V396	ONDULAÇÕES À FRENTE
0.145 2.888	 711		5.32.41 V396	
0.660 3.548	 712	V 26 Km/h	5.33.49 V397	ÁREA ESCOLAR

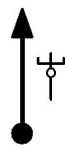
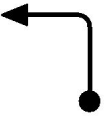
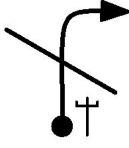
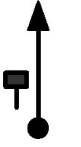
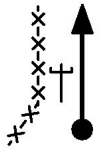
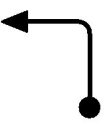







DISTÂNCIA	TULIPA	MÉDIA	TEMPO	OBSERVAÇÕES
0.075 3.623	 713		5.33.59 V397	E.C. BUCANHÃO
AFER				
0.093 3.716	 714	V 45 Km/h	5.34.12 V398	
0.506 4.222	 715		5.34.53 V398	
0.068 4.290	 716		5.34.58 V398	
0.430 4.720	 717		5.35.33 V398	LIXEIRA
0.382 5.102	 718	V 23 Km/h	5.36.03 V399	
0.103 5.205	 719	V 21 Km/h	5.36.19 V400	
0.049 5.254	 720	V 28 Km/h	5.36.28 V401	
0.144 5.398	 721	V 23 Km/h	5.36.46 V402	
0.042 5.440	 722		5.36.53 V402	


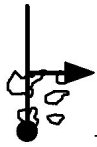


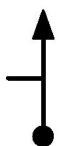



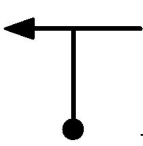




DISTÂNCIA	TULIPA	MÉDIA	TEMPO	OBSERVAÇÕES
0.022 5.462	 723	V 35 Km/h	5.36.56 V403	
0.276 5.738	 724	V 22 Km/h	5.37.25 V404	
0.040 5.778	 725	V 35 Km/h	5.37.31 V405	
0.475 6.253	 726	V 31 Km/h	5.38.20 V406	
0.163 6.416	 727	V 22 Km/h	5.38.39 V407	
0.056 6.472	 728		5.38.48 V407	
0.222 6.694	 729		5.39.24 V407	
0.036 6.730	 730		5.39.30 V407	CARROS VINDO - CUIDADO
0.069 6.799	 731	V 38 Km/h	5.39.42 V408	PLACA 300 MEGA
0.201 7.000 AFER	 732		5.40.01 V408	TRAFO



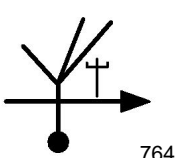
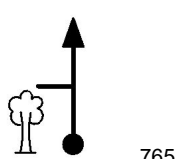
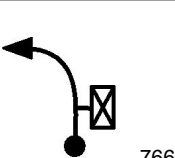
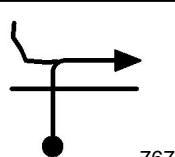
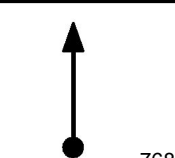
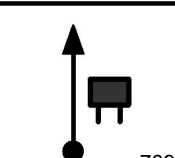
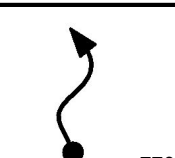
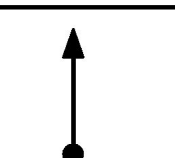
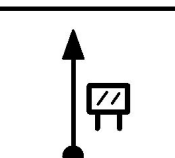
DISTÂNCIA	TULIPA	MÉDIA	TEMPO	OBSERVAÇÕES
0.359 7.359		V 22 Km/h	5.40.35 V409	
0.066 7.425		V 21 Km/h	5.40.45 V410	
0.065 7.490			5.40.56 V410	BURACOS E VALETAS
0.103 7.593			5.41.14 V410	EROSÃO
0.045 7.638			5.41.22 V410	
0.236 7.874		V 38 Km/h	5.42.02 V411	PORTAO VERDE
0.325 8.199		V 22 Km/h	5.42.33 V412	CARROS VINDO - CUIDADO 
0.032 8.231		V 39 Km/h	5.42.38 V413	
1.114 9.345		V 21 Km/h	5.44.21 V414	ESCOLA CLASSE 
0.119 9.464		V 31 Km/h	5.44.42 V415	

DISTÂNCIA	TULIPA	MÉDIA	TEMPO	OBSERVAÇÕES
0.098 9.562	 743		5.44.53 V415	COM TRAFÓ
AFER				
0.131 9.693	 744	V 22 Km/h	5.45.08 V416	
0.296 9.989	 745		5.45.57 V416	
0.049 10.038	 746	V 27 Km/h	5.46.05 V417	DE COSTAS
0.000				ZERE SEU HODÔMETRO
0.079 0.079	 747	V 34 Km/h	5.46.15 V418	DE MADEIRA
0.410 0.489	 748	V 22 Km/h	5.46.59 V419	SEM VISÃO CUIDADO 
0.101 0.590	 749		5.47.15 V419	
0.052 0.642	 750	V 28 Km/h	5.47.24 V420	
0.101 0.743	 751	V 22 Km/h	5.47.37 V421	
0.080 0.823	 752		5.47.50 V421	


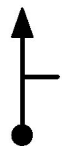

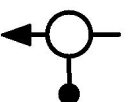




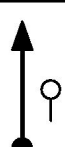




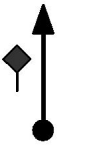
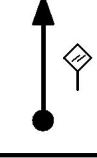
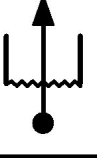
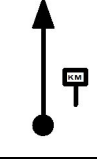
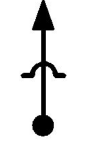
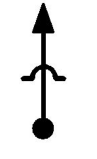
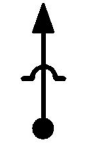
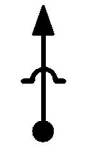

DISTÂNCIA	TULIPA	MÉDIA	TEMPO	OBSERVAÇÕES
0.117 0.940	 753	V 31 Km/h	5.48.09 V422	
0.423 1.363	 754	V 21 Km/h	5.48.58 V423	
0.112 1.475	 755	V 26 Km/h	5.49.17 V424	PLACA AZUL
0.186 1.661 AFER	 756		5.49.43 V424	
0.372 2.033	 757	V 27 Km/h	5.50.34 V425	
0.217 2.250	 758	V 21 Km/h	5.51.03 V426	EROSÃO ATENÇÃO 
0.035 2.285	 759	V 27 Km/h	5.51.09 V427	
0.257 2.542	 760	V 21 Km/h	5.51.44 V428	
0.092 2.634	 761	V 28 Km/h	5.51.59 V429	
0.888 3.522 AFER	 762		5.53.53 V429	




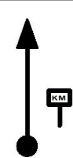









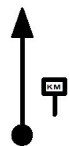



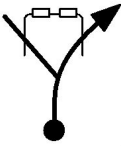
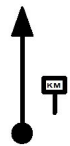



DISTÂNCIA	TULIPA	MÉDIA	TEMPO	OBSERVAÇÕES
0.777 4.299	 763	V 21 Km/h	5.55.33 V430	EROSÕES ATENÇÃO 
0.211 4.510	 764	D 2 Min	5.56.10 D431	PRIMEIRA À DIREITA ANTES DO POSTE
0.213 4.723 0.000	 765	V 26 Km/h	5.58.10 V432	ZERE SEU HODÔMETRO
0.181 0.181	 766		5.58.35 V432	AMARELA
0.089 0.270	 767		5.58.47 V432	
0.038 0.308	 768	V 34 Km/h	5.58.52 V433	
0.259 0.567	 769		5.59.20 V433	
1.025 1.592	 770	V 28 Km/h	6.01.08 V434	
0.118 1.710	 771	V 39 Km/h	6.01.23 V435	
0.467 2.177 AFER	 772		6.02.06 V435	FORMOSA, SOBRADINHO, BRASÍLIA



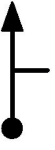
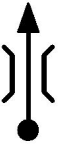

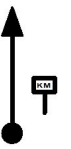

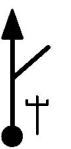

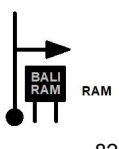


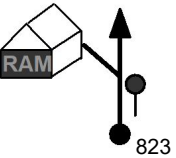
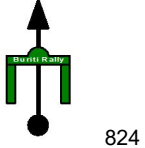
DISTÂNCIA	TULIPA	MÉDIA	TEMPO	OBSERVAÇÕES
0.605 2.782	 773	V 42 Km/h	6.03.02 V436	NÚCLEO RURAL MORADA DOS PÁSSAROS
0.717 3.499	 774		6.04.04 V436	
0.893 4.392	 775	D 3 Min	6.05.20 D437	FORMOSA, SOBRADINHO BRASÍLIA ASFALTO À FRENTE
0.311 4.703	 776		D437	PELA DF-001
0.638 5.341	 777		D437	
0.656 5.997	 778		D437	
0.144 6.141	 779	V 38 Km/h	6.08.20 V438	FIM DO ASFALTO
0.710 6.851	 780		6.09.28 V438	DF-001 KM 106
AFER				
0.958 7.809	 781	V 42 Km/h	6.10.58 V439	60
1.047 8.856	 782	V 48 Km/h	6.12.28 V440	DF-001 KM 108

DISTÂNCIA	TULIPA	MÉDIA	TEMPO	OBSERVAÇÕES
0.859 9.715	 783		6.13.32 V440	
AFER				
1.527 11.242	 784	V 28 Km/h	6.15.27 V441	
0.266 11.508	 785		6.16.01 V441	
0.269 11.777	 786	D 40 Min	6.16.36 D442	INÍCIO DO ASFALTO
0.000				ZERE SEU HODÔMETRO
1.130 1.130	 787		D442	DF-001 KM 112
3.309 4.439	 788		D442	
2.367 6.806	 789		D442	
0.523 7.329	 790		D442	
0.279 7.608	 791		D442	
0.279 7.887	 792		D442	

DISTÂNCIA	TULIPA	MÉDIA	TEMPO	OBSERVAÇÕES
0.996 8.883	 793		D442	
0.082 8.965	 794		D442	
0.322 9.287	 795		D442	
0.653 9.940 AFER	 796		D442	DF-001 KM 120
0.728 10.668	 797		D442	
3.543 14.211 AFER	 798		D442	DF-001 KM 124
2.001 16.212	 799		D442	
0.098 16.310	 800		D442	
0.642 16.952	 801		D442	
0.601 17.553	 802		D442	

DISTÂNCIA	TULIPA	MÉDIA	TEMPO	OBSERVAÇÕES
0.568 18.121	 803		D442	
2.202 20.323 AFER	 804		D442	DF-001 KM 130
0.402 20.725	 805		D442	
0.391 21.116	 806		D442	FIQUE NA FAIXA DA DIREITA
0.406 21.522	 807		D442	PARE MANTENHA A FAIXA DA DIREITA
0.064 21.586	 808		D442	RODOVIÁRIA DE BRASÍLIA TAGUATINGA
0.767 22.353 AFER	 809		D442	DF-003 KM 1
1.950 24.303	 810		D442	SOB VIADUTO
1.241 25.544	 811		D442	PONTE RIBEIRÃO TORTO
0.763 26.307	 812		D442	GOIÂNIA - SÃO PAULO - RIO FIQUE NA FAIXA DA ESQUERDA

DISTÂNCIA	TULIPA	MÉDIA	TEMPO	OBSERVAÇÕES
0.892 27.199	 813		D442	
0.843 28.042 AFER	 814		D442	PARQUE TECNOLÓGICO DE BRASÍLIA
0.138 28.180	 815		D442	GRANJA DO TORTO
0.480 28.660	 816		D442	RIBEIRÃO BANANAL
2.079 30.739	 817		D442	SETOR DE OFICINAS NORTE
0.903 31.642	 818		D442	KM 10
0.797 32.439	 819		D442	VIADUTO
0.665 33.104	 820		D442	SIGA EM FRENTE Reduza a velocidade
0.239 33.343 AFER	 821		D442	PLACA BALI JEEP - FIAT ENTRADA
0.041 33.384	 822		D442	OUTDOOR BALI RAM PODER INIGUALÁVEL

DISTÂNCIA	TULIPA	MÉDIA	TEMPO	OBSERVAÇÕES
0.137 33.521	 823		D442	PLACA DE COSTAS Conheça aqui a linha RAM Poder Inigualável
0.083 33.604	 824	N 0 Min	6.56.36 N443	CHEGADA ENTREGUE SEU RASTRO Obrigado pela participação



Planilha / Road Book gerada pelo programa TotemPlanilha.

GPS TIMING

www.totemonline.com.br

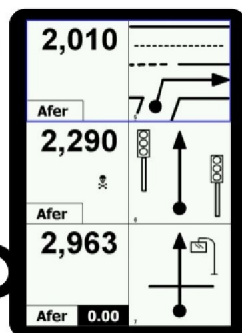
Bali RAM_2024.pla / Chk=70867C55

99AA0C7E4A49

v7.81

Road Book Automático

A planilha que anda sozinha



NavTotem

Novo sistema de navegação
de baixíssimo custo
para periféricos

Android