


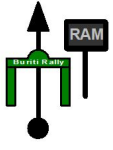
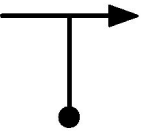


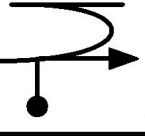

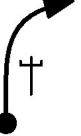





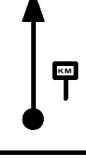



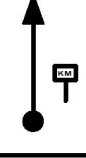




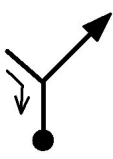





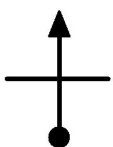






DISTÂNCIA	TULIPA	MÉDIA	TEMPO	OBSERVAÇÕES
				 ATENÇÃO CUIDADO MUITO CUIDADO PERIGO
				Início de Prova
0.000		D 30 Min	0.00.00	Rally Bali RAM
0.000	1		D1	LARGADA
0.031				16/02/2025 - Graduado
0.031	2		D1	ZERE SEU HODÔMETRO
0.015				
0.046	3		D1	
0.041				ÁRVORE ISOLADA
0.087	4		D1	
0.021				ATENÇÃO
0.108	5		D1	
0.036				
0.144	6		D1	
0.183				PLACA BALI JEEP - FIAT ENTRADA
0.327	7		D1	
1.210				
1.537	8		D1	








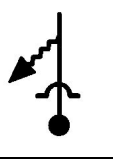



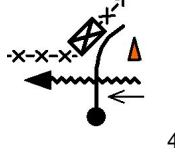





DISTÂNCIA	TULIPA	MÉDIA	TEMPO	OBSERVAÇÕES
0.085 1.622	 9		D1	SOB O VIADUTO
0.471 2.093	 10		D1	SEMÁFORO
0.686 2.779	 11		D1	SENTIDO BR-070 TAGUATINGA / BRAZLÂNDIA
3.144 5.923	 12		D1	DF-095 KM 3
0.864 6.787 AFER	 13		D1	Início da aferição A
2.973 9.760	 14		D1	PASSARELA
1.202 10.962 AFER	 15		D1	Final da aferição A
0.949 11.911	 16		D1	DF-095 KM 9
2.672 14.583 AFER	 17		D1	
0.214 14.797	 18		D1	FIQUE NAS DUAS FAIXAS DA ESQUERDA



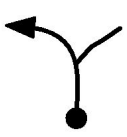

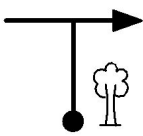
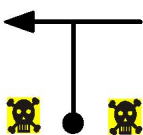

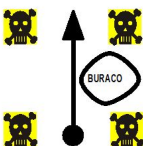

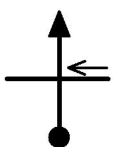



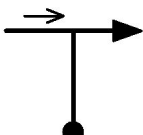


DISTÂNCIA	TULIPA	MÉDIA	TEMPO	OBSERVAÇÕES
0.447 15.244	 19		D1	SENTIDO BR-070 ÁGUAS LINDAS-GO
0.314 15.558	 20		D1	BR-070 KM 0
4.275 19.833	 21		D1	BR-070 KM 4 Início da aferição B
1.822 21.655 AFER	 22		D1	BR-070 KM 6 PRIMEIRA PLACA Final da aferição B
0.348 22.003	 23		D1	BR-070 KM 6 SEGUNDA PLACA
0.409 22.412	 24		D1	PREPARE-SE PARA SAIR
0.251 22.663	 25		D1	PELA TERRA
0.287 22.950 AFER	 26		D1	NO PORTÃO
0.699 23.649 AFER	 27	D 3 Min	0.30.00 D2	COM PLACA AGUARDE SEU TEMPO AQUI RISCO DE COLISÃO
0.045 23.694	 28		D2	CARROS NO CONTRA MUITO CUIDADO

DISTÂNCIA	TULIPA	MÉDIA	TEMPO	OBSERVAÇÕES
0.144 23.838	 29			CARROS NO CONTRA MUITO CUIDADO
			D2	
0.031 23.869 0.000	 30	V 21 Km/h	0.33.00 V3	Balaio do esquentas ZERE SEU HODÔMETRO
0.037 0.037	 31		0.33.06 V3	
0.044 0.081	 32	V 30 Km/h	0.33.14 V4	
0.129 0.210	 33	V 24 Km/h	0.33.29 V5	ESTREITO
0.082 0.292	 34		0.33.42 V5	
0.030 0.322	 35	V 30 Km/h	0.33.46 V6	
0.126 0.448	 36	V 24 Km/h	0.34.01 V7	
0.038 0.486 AFER	 37		0.34.07 V7	
0.033 0.519	 38	V 30 Km/h	0.34.12 V8	



DISTÂNCIA	TULIPA	MÉDIA	TEMPO	OBSERVAÇÕES
0.179 0.698	 39	V 24 Km/h	0.34.33 v9	
0.027 0.725	 40	V 18 Km/h	0.34.37 v10	CARROS VINDO - CUIDADO 
0.032 0.757	 41		0.34.44 v10	CONTORNE O CONE CARROS VINDO - CUIDADO 
0.035 0.792	 42		0.34.51 v10	CARROS VINDO - CUIDADO 
0.050 0.842	 43		0.35.01 v10	EROSÃO E BURACO NO ESCAPE CUIDADO 
0.061 0.903	 44		0.35.13 v10	CARROS VINDO - CUIDADO 
0.031 0.934	 45		0.35.19 v10	CARROS VINDO - CUIDADO 
0.047 0.981	 46		0.35.29 v10	
0.059 1.040	 47		0.35.40 v10	ESTREITO
0.070 1.110	 48	V 22 Km/h	0.35.54 v11	MOURÃO CAÍDO BURACÃO - CUIDADO 



DISTÂNCIA	TULIPA	MÉDIA	TEMPO	OBSERVAÇÕES
0.160 1.270	 49	V 15 Km/h	0.36.21 V12	
0.035 1.305	 50		0.36.29 V12	
0.045 1.350 AFER	 51		0.36.40 V12	FRONDOSA
0.071 1.421	 52	V 6 Km/h	0.36.57 V13	PARE - MUITO CUIDADO PERIGO À FRENTE 
0.004 1.425	 53		0.36.59 V13	BURACÃO PERIGO RISCO DE QUEDA 
0.041 1.466	 54	V 18 Km/h	0.37.24 V14	CARROS VINDO - CUIDADO 
0.053 1.519	 55	V 21 Km/h	0.37.34 V15	
0.111 1.630	 56	V 18 Km/h	0.37.54 V16	
0.047 1.677	 57	V 21 Km/h	0.38.03 V17	CARROS VINDO - CUIDADO 
0.027 1.704 AFER	 58		0.38.08 V17	CAIXA D'ÁGUA



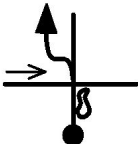












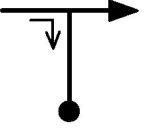


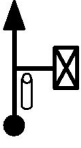
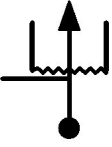




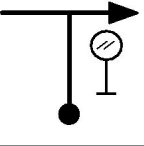

DISTÂNCIA	TULIPA	MÉDIA	TEMPO	OBSERVAÇÕES
0.062 1.766	 59	V 24 Km/h	0.38.18 V18	
0.080 1.846	 60	V 9 Km/h	0.38.30 V19	TRECHO COM EROSÕES CUIDADO
0.019 1.865	 61		0.38.38 V19	CUIDADO
0.025 1.890	 62		0.38.48 V19	VALETA EROSÃO CUIDADO
0.021 1.911	 63		0.38.56 V19	VALETA EROSÃO CUIDADO
0.028 1.939	 64		0.39.07 V19	EROSÃO FUNDA CARROS VINDO - CUIDADO
0.041 1.980	 65	V 18 Km/h	0.39.24 V20	
0.021 2.001 AFER	 66		0.39.28 V20	
0.172 2.173	 67	V 27 Km/h	0.40.02 V21	
0.221 2.394	 68	V 18 Km/h	0.40.32 V22	






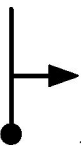
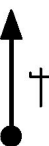

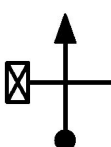



DISTÂNCIA	TULIPA	MÉDIA	TEMPO	OBSERVAÇÕES
0.062 2.456	 69	V 27 Km/h	0.40.44 V23	
0.210 2.666	 70	V 24 Km/h	0.41.12 V24	
0.067 2.733	 71		0.41.22 V24	
0.120 2.853	 72	D 55 Seg	0.41.40 D25	EROSÃO FUNDA MUITO CUIDADO
0.127 2.980	 73	V 21 Km/h	0.42.35 V26	PARE ANTES DA RUA CARROS VINDO - CUIDADO
0.029 3.009 AFER	 74		0.42.40 V26	CAIXA D'ÁGUA
0.063 3.072	 75	V 24 Km/h	0.42.51 V27	
0.081 3.153	 76	V 9 Km/h	0.43.03 V28	TRECHO COM EROSÕES CUIDADO
0.021 3.174	 77		0.43.12 V28	CUIDADO
0.021 3.195	 78		0.43.20 V28	VALETA EROSÃO CUIDADO






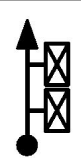


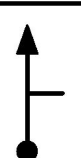



DISTÂNCIA	TULIPA	MÉDIA	TEMPO	OBSERVAÇÕES
0.021 3.216	 79		0.43.28 V28	VALETA EROSÃO CUIDADO 
0.029 3.245	 80		0.43.40 V28	EROSÃO FUNDA CARROS VINDO - CUIDADO 
0.041 3.286	 81	V 18 Km/h	0.43.56 V29	
0.021 3.307 AFER	 82		0.44.01 V29	
0.176 3.483	 83	V 27 Km/h	0.44.36 V30	
0.219 3.702	 84	V 18 Km/h	0.45.05 V31	
0.032 3.734	 85	V 24 Km/h	0.45.11 V32	
0.073 3.807	 86	D 8 Min	0.45.22 D33	DEVAGAR
0.033 3.840	 87		D33	
0.034 3.874	 88		D33	CARROS NO CONTRA DÊ A PREFERÊNCIA MUITO CUIDADO 

DISTÂNCIA	TULIPA	MÉDIA	TEMPO	OBSERVAÇÕES
0.141 4.015	 89		D33	CARROS NO CONTRA DÊ A PREFERÊNCIA MUITO CUIDADO 
0.013 4.028	 90		D33	
0.091 4.119 AFER	 91		D33	NA ESTACA
0.541 4.660	 92		D33	INÍCIO DE ASFALTO
0.048 4.708	 93		D33	
0.553 5.261	 94		D33	
0.029 5.290	 95		D33	
0.036 5.326	 96		D33	
0.484 5.810	 97		D33	SIGA NA DF-451
0.166 5.976	 98		D33	

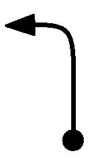




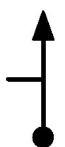






DISTÂNCIA	TULIPA	MÉDIA	TEMPO	OBSERVAÇÕES
0.167 6.143	 99		D33	
0.549 6.692	 100		D33	RIBEIRÃO DAS PEDRAS
0.899 7.591	 101		D33	
0.059 7.650	 102		D33	RUA 4 INCRA 7 VC-561
0.050 7.700	 103	V 30 Km/h	0.53.22	
0.000			V34	ZERE SEU HODÔMETRO
0.264 0.264	 104		0.53.54	
AFER			V34	
0.025 0.289	 105		0.53.57	
			V34	
0.029 0.318	 106	V 36 Km/h	0.54.00	
			V35	
0.526 0.844	 107	V 24 Km/h	0.54.53	
			V36	
0.040 0.884	 108		0.54.59	
			V36	













DISTÂNCIA	TULIPA	MÉDIA	TEMPO	OBSERVAÇÕES
0.048 0.932	 109	V 27 Km/h	0.55.06 V37	
0.116 1.048	 110	V 24 Km/h	0.55.22 V38	CAIXA D'ÁGUA
0.026 1.074 AFER	 111		0.55.26 V38	
0.036 1.110	 112	V 42 Km/h	0.55.31 V39	
0.120 1.230	 113		0.55.41 V39	
0.242 1.472	 114	V 39 Km/h	0.56.02 V40	
0.136 1.608	 115	V 24 Km/h	0.56.15 V41	
0.042 1.650	 116		0.56.21 V41	
0.119 1.769	 117		0.56.39 V41	
0.075 1.844	 118	V 18 Km/h	0.56.50 V42	EROSÃO LATERAL













DISTÂNCIA	TULIPA	MÉDIA	TEMPO	OBSERVAÇÕES
0.026 1.870	 119	V 21 Km/h	0.56.55 V43	
0.053 1.923	 120		0.57.04 V43	
0.040 1.963 AFER	 121		0.57.11 V43	ESPAÇO 121
0.277 2.240	 122	V 24 Km/h	0.57.59 V44	PORTÃO
0.039 2.279	 123		0.58.04 V44	
0.107 2.386	 124	V 45 Km/h	0.58.21 V45	
0.116 2.502	 125	V 27 Km/h	0.58.30 V46	
0.102 2.604	 126		0.58.43 V46	
0.080 2.684	 127		0.58.54 V46	
0.059 2.743	 128	V 36 Km/h	0.59.02 V47	



DISTÂNCIA	TULIPA	MÉDIA	TEMPO	OBSERVAÇÕES
0.064 2.807	 129	V 24 Km/h	0.59.08 V48	
0.053 2.860	 130	V 36 Km/h	0.59.16 V49	
0.098 2.958	 131	V 24 Km/h	0.59.26 V50	
0.052 3.010	 132	V 39 Km/h	0.59.34 V51	
0.073 3.083	 133	V 24 Km/h	0.59.41 V52	LOMBA À FRENTE
0.073 3.156	 134		0.59.52 V52	LOMBA COM BURACO
0.221 3.377	 135		1.00.25 V52	
0.046 3.423	 136		1.00.32 V52	
0.061 3.484	 137		1.00.41 V52	
0.051 3.535	 138		1.00.48 V52	













DISTÂNCIA	TULIPA	MÉDIA	TEMPO	OBSERVAÇÕES
0.079 3.614	 139		1.01.00 V52	
0.076 3.690	 140		1.01.12 V52	
AFER				
0.049 3.739	 141		1.01.19 V52	
0.023 3.762	 142	V 42 Km/h	1.01.22 V53	
0.079 3.841	 143	V 21 Km/h	1.01.29 V54	
0.041 3.882	 144	V 39 Km/h	1.01.36 V55	
0.228 4.110	 145	V 24 Km/h	1.01.57 V56	LIXEIRA
0.121 4.231	 146		1.02.15 V56	
0.076 4.307	 147	V 45 Km/h	1.02.27 V57	
0.136 4.443	 148	V 21 Km/h	1.02.38 V58	

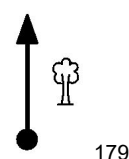
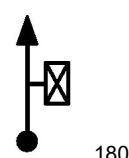

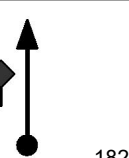
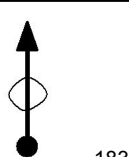


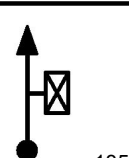

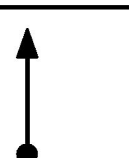
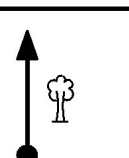


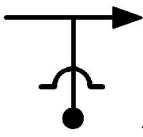


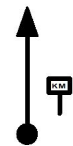



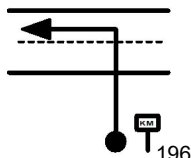



DISTÂNCIA	TULIPA	MÉDIA	TEMPO	OBSERVAÇÕES
0.028 4.471	 149	V 48 Km/h	1.02.43 V59	
0.122 4.593	 150	V 24 Km/h	1.02.52 V60	
0.066 4.659	 151	V 51 Km/h	1.03.02 V61	
0.110 4.769	 152	V 27 Km/h	1.03.09 V62	
0.052 4.821	 153	V 21 Km/h	1.03.16 V63	
0.050 4.871	 154	V 54 Km/h	1.03.25 V64	
0.368 5.239	 155	V 24 Km/h	1.03.49 V65	
0.073 5.312	 156	V 51 Km/h	1.04.00 V66	
0.277 5.589	 157	V 21 Km/h	1.04.20 V67	
0.035 5.624	 158		1.04.26 V67	


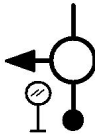
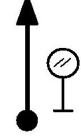


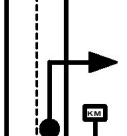











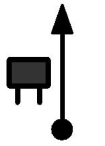




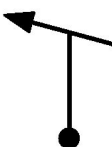
DISTÂNCIA	TULIPA	MÉDIA	TEMPO	OBSERVAÇÕES
0.019 5.643	 159	V 33 Km/h	1.04.29 V68	
0.150 5.793	 160	D 4 Min	1.04.45 D69	SIGA PELA BR-080 ENTRE COM CUIDADO
0.139 5.932	 161		D69	80 KM/H
0.881 6.813	 162		D69	PARADA DE ÔNIBUS
0.615 7.428 AFER	 163		D69	BR-080 KM 4
0.181 7.609	 164		D69	SIGA PELA TERRA
0.066 7.675 0.000	 165	V 30 Km/h	1.08.45 V70	NO MOURÃO DA CERCA ZERE SEU HODÔMETRO
0.136 0.136	 166	V 42 Km/h	1.09.02 V71	
0.052 0.188 AFER	 167		1.09.06 V71	
0.445 0.633	 168	V 21 Km/h	1.09.44 V72	

DISTÂNCIA	TULIPA	MÉDIA	TEMPO	OBSERVAÇÕES
0.049 0.682	 169		1.09.53 V72	
0.148 0.830	 170	V 27 Km/h	1.10.18 V73	
0.114 0.944	 171		1.10.33 V73	
0.034 0.978	 172	V 39 Km/h	1.10.38 V74	
0.155 1.133	 173	V 24 Km/h	1.10.52 V75	
0.082 1.215	 174	V 33 Km/h	1.11.05 V76	
0.128 1.343	 175	V 24 Km/h	1.11.18 V77	
0.114 1.457	 176		1.11.36 V77	
0.064 1.521	 177		1.11.45 V77	
0.120 1.641	 178		1.12.03 V77	

DISTÂNCIA	TULIPA	MÉDIA	TEMPO	OBSERVAÇÕES
0.051 1.692	 179	V 39 Km/h	1.12.11 V78	
0.277 1.969	 180	V 27 Km/h	1.12.36 V79	
0.076 2.045	 181		1.12.47 V79	
0.082 2.127	 182	V 18 Km/h	1.12.57 V80	PLACA DE COSTAS
0.056 2.183	 183		1.13.09 V80	ATENÇÃO 
0.094 2.277	 184	V 42 Km/h	1.13.27 V81	
0.334 2.611	 185		1.13.56 V81	
0.134 2.745 AFER	 186		1.14.08 V81	FRONDOSA
0.059 2.804	 187	V 54 Km/h	1.14.13 V82	
0.361 3.165	 188	V 30 Km/h	1.14.37 V83	

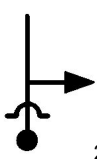




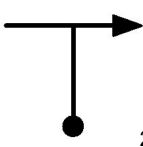




DISTÂNCIA	TULIPA	MÉDIA	TEMPO	OBSERVAÇÕES
0.030 3.195	 189	D 15 Min	1.14.40 D84	PELA DF-435
0.079 3.274	 190		D84	
0.814 4.088	 191		D84	
0.416 4.504 AFER	 192		D84	DF-435 KM 10
0.133 4.637	 193		D84	
0.639 5.276	 194		D84	
0.901 6.177	 195		D84	
0.286 6.463	 196		D84	DF-435 KM 12 SIGA PARA A DF-001 COM CUIDADO 
0.067 6.530 AFER	 197		D84	
0.687 7.217	 198		D84	

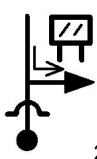



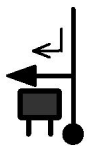


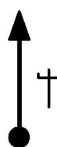

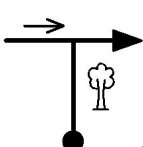


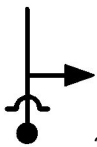
DISTÂNCIA	TULIPA	MÉDIA	TEMPO	OBSERVAÇÕES
1.170 8.387	 199		D84	
0.287 8.674	 200		D84	PLACA PARE SIGA PARA A DF-430
0.400 9.074 AFER	 201		D84	60 KM/H
1.161 10.235	 202		D84	
0.611 10.846	 203		D84	
0.356 11.202	 204		D84	DF-430 KM 9 SIGA PARA A VC-527
0.090 11.292 0.000	 205	V 30 Km/h	1.29.40 V85	VELOCIDADE DE SEGURANÇA ZERE SEU HODÔMETRO
0.126 0.126	 206	V 39 Km/h	1.29.55 V86	PLACA BRANCA ANTES DE CONSTRUIR...
0.271 0.397	 207	V 45 Km/h	1.30.20 V87	CAIXA D'ÁGUA
0.332 0.729	 208	V 48 Km/h	1.30.47 V88	

DISTÂNCIA	TULIPA	MÉDIA	TEMPO	OBSERVAÇÕES
0.185 0.914	 209		1.31.01 V88	
0.148 1.062	 210	V 54 Km/h	1.31.12 V89	
0.688 1.750	 211	V 45 Km/h	1.31.58 V90	
0.079 1.829	 212		1.32.04 V90	VC-527 KM 5
AFER				
0.223 2.052	 213	V 36 Km/h	1.32.22 V91	
0.190 2.242	 214	V 30 Km/h	1.32.41 V92	DE COSTAS
0.112 2.354	 215		1.32.54 V92	
0.069 2.423	 216	V 36 Km/h	1.33.03 V93	
0.375 2.798	 217	V 12 Km/h	1.33.40 V94	DE COSTAS ATOLEIRO À FRENTE PASSE PELA DIREITA 
0.064 2.862	 218		1.33.59 V94	





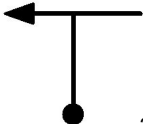
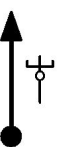













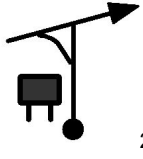
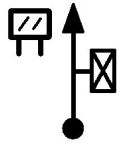
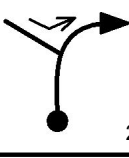


DISTÂNCIA	TULIPA	MÉDIA	TEMPO	OBSERVAÇÕES
0.081 2.943	 219	V 33 Km/h	1.34.24 V95	VC-527
0.330 3.273 AFER	 220		1.35.00 V95	
0.049 3.322	 221	V 48 Km/h	1.35.05 V96	
0.745 4.067	 222	V 27 Km/h	1.36.01 V97	PLACA VERDE N. R. BETINHO
0.122 4.189	 223	V 54 Km/h	1.36.17 V98	ESCOLA CLASSE DA TORRE
0.534 4.723 AFER	 224		1.36.53 V98	COM PLACA
1.173 5.896	 225	V 30 Km/h	1.38.11 V99	
0.233 6.129	 226	V 45 Km/h	1.38.39 V100	
0.499 6.628	 227	V 21 Km/h	1.39.19 V101	CARROS VINDO - CUIDADO
0.057 6.685	 228	V 39 Km/h	1.39.29 V102	

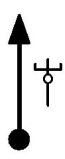
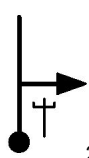
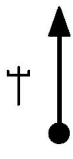



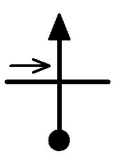


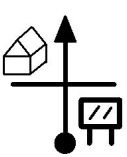


DISTÂNCIA	TULIPA	MÉDIA	TEMPO	OBSERVAÇÕES
0.299 6.984	 229	V 21 Km/h	1.39.56 V103	
0.036 7.020	 230	V 27 Km/h	1.40.02 V104	
0.053 7.073	 231		1.40.09 V104	
0.175 7.248	 232	V 36 Km/h	1.40.33 V105	
0.324 7.572	 233	V 24 Km/h	1.41.05 V106	
0.062 7.634	 234		1.41.14 V106	
0.090 7.724	 235	V 42 Km/h	1.41.28 V107	NO POSTE DE MADEIRA
0.206 7.930	 236	V 27 Km/h	1.41.46 V108	
0.079 8.009	 237	V 24 Km/h	1.41.56 V109	
0.101 8.110	 238		1.42.11 V109	MAIS LOMBAS À FRENTE
AFER				

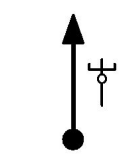
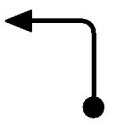
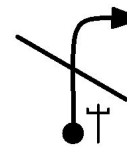
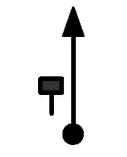
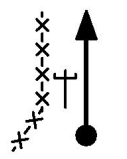
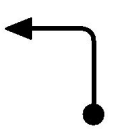



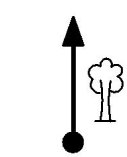
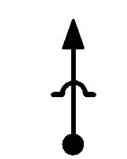
DISTÂNCIA	TULIPA	MÉDIA	TEMPO	OBSERVAÇÕES
0.143 8.253	 239	V 18 Km/h	1.42.33 V110	CARROS VINDO - CUIDADO 
0.030 8.283	 240		1.42.39 V110	
0.056 8.339	 241		1.42.50 V110	
0.048 8.387	 242		1.43.00 V110	DE COSTAS CARROS VINDO - CUIDADO 
0.031 8.418	 243	V 27 Km/h	1.43.06 V111	
0.017 8.435 AFER	 244		1.43.08 V111	
0.165 8.600	 245	V 42 Km/h	1.43.30 V112	
0.445 9.045	 246	V 21 Km/h	1.44.08 V113	COM PLACA CARROS VINDO - CUIDADO 
0.052 9.097	 247	V 39 Km/h	1.44.17 V114	
0.299 9.396	 248	V 21 Km/h	1.44.45 V115	




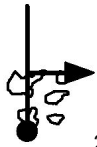


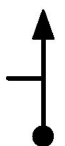



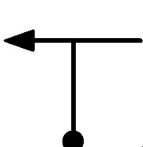

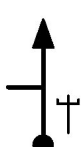
DISTÂNCIA	TULIPA	MÉDIA	TEMPO	OBSERVAÇÕES
0.037 9.433	 249	V 27 Km/h	1.44.51 V116	
0.052 9.485	 250		1.44.58 V116	
0.175 9.660	 251	V 36 Km/h	1.45.21 V117	
0.319 9.979	 252	V 24 Km/h	1.45.53 V118	
0.065 10.044	 253		1.46.03 V118	
0.072 10.116	 254	V 45 Km/h	1.46.14 V119	COM TRAFO
0.218 10.334	 255	V 27 Km/h	1.46.31 V120	
0.092 10.426	 256	V 48 Km/h	1.46.43 V121	
0.129 10.555	 257	V 27 Km/h	1.46.53 V122	
0.014 10.569	 258		1.46.55 V122	LOMBA COM BURACO
AFER				

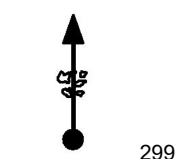

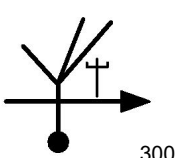
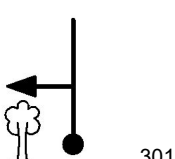
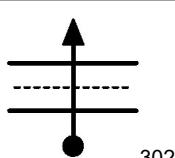
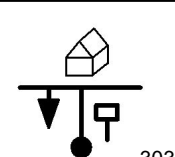


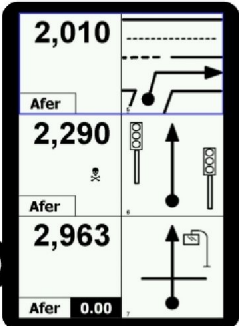
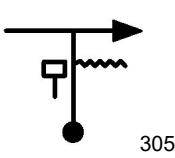
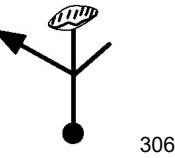
DISTÂNCIA	TULIPA	MÉDIA	TEMPO	OBSERVAÇÕES
0.188 10.757	 259		1.47.20 V122	
0.062 10.819	 260	V 33 Km/h	1.47.28 V123	
0.283 11.102	 261	V 24 Km/h	1.47.59 V124	RUA ESCONDIDA CARROS VINDO - CUIDADO 
0.053 11.155	 262		1.48.07 V124	
0.090 11.245	 263	V 42 Km/h	1.48.21 V125	
0.355 11.600	 264	V 21 Km/h	1.48.51 V126	BURACOS
0.167 11.767	 265	V 24 Km/h	1.49.20 V127	DE COSTAS
0.093 11.860	 266		1.49.34 V127	
0.072 11.932	 267		1.49.44 V127	CARROS VINDO - CUIDADO 
0.071 12.003	 268	V 48 Km/h	1.49.55 V128	PLACA 300 MEGA

DISTÂNCIA	TULIPA	MÉDIA	TEMPO	OBSERVAÇÕES
0.202 12.205	 269		1.50.10 V128	TRAFO
AFER				
0.363 12.568	 270	V 24 Km/h	1.50.37 V129	
0.062 12.630	 271	V 21 Km/h	1.50.47 V130	
0.171 12.801	 272		1.51.16 V130	EROSÃO
0.045 12.846	 273		1.51.24 V130	
0.237 13.083	 274	V 48 Km/h	1.52.04 V131	PORTAO VERDE
0.324 13.407	 275	V 24 Km/h	1.52.29 V132	CARROS VINDO - CUIDADO 
0.032 13.439	 276	V 51 Km/h	1.52.33 V133	
1.117 14.556	 277	V 21 Km/h	1.53.52 V134	ESCOLA CLASSE 
0.119 14.675	 278	V 39 Km/h	1.54.13 V135	

DISTÂNCIA	TULIPA	MÉDIA	TEMPO	OBSERVAÇÕES
0.099 14.774	 279		1.54.22 V135	COM TRAFÓ
AFER				
0.129 14.903	 280	V 24 Km/h	1.54.34 V136	
0.298 15.201	 281		1.55.18 V136	
0.050 15.251	 282	V 33 Km/h	1.55.26 V137	DE COSTAS
0.000				ZERE SEU HODÔMETRO
0.079 0.079	 283	V 42 Km/h	1.55.35 V138	DE MADEIRA
0.410 0.489	 284	V 24 Km/h	1.56.10 V139	SEM VISÃO CUIDADO 
0.101 0.590	 285		1.56.25 V139	
0.052 0.642	 286	V 36 Km/h	1.56.33 V140	
0.101 0.743	 287	V 24 Km/h	1.56.43 V141	
0.080 0.823	 288		1.56.55 V141	






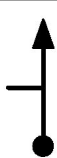
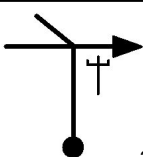





DISTÂNCIA	TULIPA	MÉDIA	TEMPO	OBSERVAÇÕES
0.117 0.940	 289	V 39 Km/h	1.57.12 V142	
0.423 1.363	 290	V 21 Km/h	1.57.51 V143	
0.112 1.475	 291	V 30 Km/h	1.58.11 V144	PLACA AZUL
0.186 1.661 AFER	 292		1.58.33 V144	
0.372 2.033	 293	V 33 Km/h	1.59.17 V145	
0.217 2.250	 294	V 21 Km/h	1.59.41 V146	EROSÃO ATENÇÃO 
0.035 2.285	 295	V 33 Km/h	1.59.47 V147	
0.257 2.542	 296	V 21 Km/h	2.00.15 V148	
0.092 2.634	 297	V 36 Km/h	2.00.31 V149	
0.888 3.522 AFER	 298		2.02.00 V149	





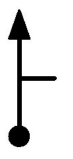
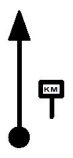
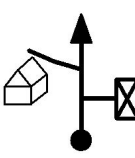




DISTÂNCIA	TULIPA	MÉDIA	TEMPO	OBSERVAÇÕES
0.777 4.299	 299	V 21 Km/h	2.03.17 V150	EROSÕES ATENÇÃO 
0.211 4.510	 300	D 2 Min	2.03.54 D151	PRIMEIRA À DIREITA ANTES DO POSTE
0.213 4.723	 301		 D151	SENTIDO MERCADO RODEIO
0.061 4.784	 302		 D151	CRUZE A RODOVIA EM OBRAS
0.042 4.826	 303	N 8 Min	2.05.54 N152	MERCADO RODEIO PELA ESQUERDA DA PLACA Estacione
<div style="display: flex; justify-content: space-between;"> <div style="width: 45%;"> <p>Road Book Automático A planilha que anda sozinha</p>   </div> <div style="width: 45%; border: 1px solid black; padding: 5px;">  </div> </div>				
0.000 4.826 0.000	Neutro 304	D 6 Min	2.13.54 D153	MERCADO RODEIO Plus code: CW43+H8 Início da Prova 2 ZERE SEU HODÔMETRO
0.018 0.018	 305		 D153	SIGA PELA RODOVIA EM OBRAS
0.168 0.186	 306		 D153	SIGA PELO DESVIO





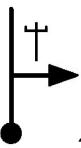



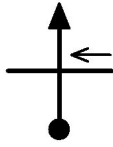




DISTÂNCIA	TULIPA	MÉDIA	TEMPO	OBSERVAÇÕES
0.040 0.226	 307		D153	VOLTE PARA A DF-220
0.052 0.278	 308		D153	INÍCIO DO ASFALTO
0.431 0.709	 309		D153	CHAPADA IMPERIAL
1.091 1.800 AFER	 310		D153	
0.729 2.529	 311		D153	CHÁCARA CANAÃ
1.192 3.721	 312		D153	SENTIDO PLACA AZUL - EBC PARQUE DE TRANSMISSÃO DO RODEADOR
0.169 3.890 0.000	 313	V 27 Km/h	2.19.54 V154	PORTÃO LATERAL BRANCO NÃO CONFUNDA ZERE SEU HODÔMETRO
0.139 0.139 AFER	 314		2.20.12 V154	SECA
0.133 0.272	 315		2.20.30 V154	
0.023 0.295	 316	V 36 Km/h	2.20.33 V155	



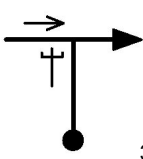

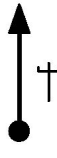
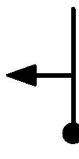


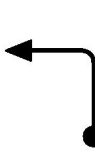

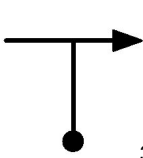


DISTÂNCIA	TULIPA	MÉDIA	TEMPO	OBSERVAÇÕES
0.059 0.354	 317	V 21 Km/h	2.20.39 V156	POÇA BURACOS À FRENTE
0.070 0.424	 318	V 36 Km/h	2.20.51 V157	
0.197 0.621	 319		2.21.11 V157	POÇA Splash
0.107 0.728	 320	V 24 Km/h	2.21.21 V158	
0.066 0.794	 321		2.21.31 V158	
0.043 0.837	 322	V 42 Km/h	2.21.38 V159	
0.163 1.000	 323	V 21 Km/h	2.21.52 V160	
0.049 1.049	 324		2.22.00 V160	
0.057 1.106	 325	V 36 Km/h	2.22.10 V161	
0.082 1.188	 326	V 45 Km/h	2.22.18 V162	VERDE

DISTÂNCIA	TULIPA	MÉDIA	TEMPO	OBSERVAÇÕES
0.186 1.374	 327	V 48 Km/h	2.22.33 V163	
0.665 2.039	 328	V 21 Km/h	2.23.23 V164	
0.044 2.083	 329		2.23.30 V164	
0.050 2.133	 330	V 54 Km/h	2.23.39 V165	DF-445
0.290 2.423	 331		2.23.58 V165	
0.343 2.766 AFER	 332		2.24.21 V165	DF-445 KM 15
0.058 2.824	 333	V 42 Km/h	2.24.25 V166	AMARELO
0.112 2.936	 334		2.24.34 V166	BRANCO
0.075 3.011	 335	V 45 Km/h	2.24.41 V167	SETA
0.238 3.249	 336	V 21 Km/h	2.25.00 V168	ATENÇÃO VERDE 


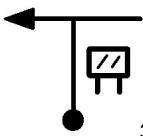
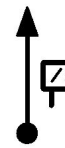





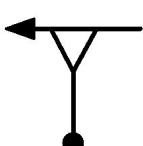
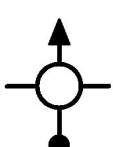


DISTÂNCIA	TULIPA	MÉDIA	TEMPO	OBSERVAÇÕES
0.105 3.354	 337	V 45 Km/h	2.25.18 V169	AZUL
0.449 3.803	 338	V 39 Km/h	2.25.54 V170	
0.271 4.074	 339	V 21 Km/h	2.26.19 V171	
0.057 4.131	 340	V 42 Km/h	2.26.29 V172	
0.274 4.405	 341	V 21 Km/h	2.26.52 V173	
0.130 4.535 AFER	 342		2.27.14 V173	CRISTÃ DO BRASIL
0.171 4.706	 343	V 24 Km/h	2.27.44 V174	CARROS VINDO - CUIDADO 
0.072 4.778	 344	V 30 Km/h	2.27.55 V175	CONCRETO
0.405 5.183	 345	V 39 Km/h	2.28.43 V176	COM LUMINÁRIA
0.140 5.323	 346	V 24 Km/h	2.28.56 V177	




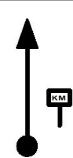
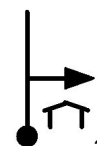








DISTÂNCIA	TULIPA	MÉDIA	TEMPO	OBSERVAÇÕES
0.032 5.355	 347		2.29.01 V177	CARROS VINDO - CUIDADO 
0.051 5.406	 348		2.29.08 V177	
0.086 5.492	 349		2.29.21 V177	
0.044 5.536	 350	V 51 Km/h	2.29.28 V178	
0.532 6.068	 351	V 36 Km/h	2.30.06 V179	
0.108 6.176	 352	V 18 Km/h	2.30.16 V180	
0.030 6.206	 353	V 6 Km/h	2.30.22 V181	
0.019 6.225	 354		2.30.34 V181	DEGRAU
0.066 6.291	 355	V 57 Km/h	2.31.13 V182	
0.192 6.483 AFER	 356		2.31.25 V182	PLACA ATENÇÃO

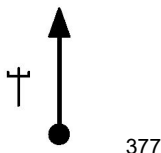
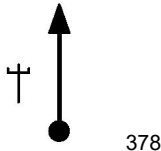
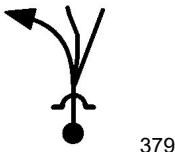
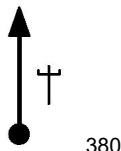





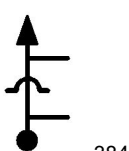

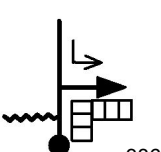



DISTÂNCIA	TULIPA	MÉDIA	TEMPO	OBSERVAÇÕES
0.215 6.698	 357	V 24 Km/h	2.31.39 V183	DF-430
0.069 6.767	 358		2.31.49 V183	
0.101 6.868	 359	V 45 Km/h	2.32.05 V184	DF-445
0.248 7.116	 360	V 57 Km/h	2.32.24 V185	DE COSTAS
1.083 8.199	 361		2.33.33 V185	DE COSTAS
AFER				
0.402 8.601	 362	V 60 Km/h	2.33.58 V186	VC-527
1.713 10.314	 363	V 36 Km/h	2.35.41 V187	
0.112 10.426	 364	D 6 Min	2.35.52 D188	
0.124 10.550	 365		D188	SENTIDO CEILÂNDIA DF-430
0.162 10.712	 366		D188	



DISTÂNCIA	TULIPA	MÉDIA	TEMPO	OBSERVAÇÕES
0.911 11.623	 ● 367			
AFER			D188	
0.721 12.344	 ● 368			
			D188	
0.166 12.510	 ● 369			
			D188	
0.600 13.110	 ● 370			DF-430 KM 8
			D188	
0.389 13.499	 ● 371			SAIA DA PRINCIPAL
			D188	ATENÇÃO
				
0.168 13.667	 ● 372	V 21 Km/h	2.41.52	
0.000			V189	ZERE SEU HODÔMETRO
0.056 0.056	 ● 373			
			2.42.02	
			V189	
0.073 0.129	 ● 374	V 54 Km/h	2.42.14	
			V190	
0.241 0.370	 ● 375	V 36 Km/h	2.42.30	
			V191	
0.052 0.422	 ● 376	V 30 Km/h	2.42.35	
			V192	


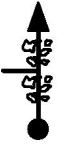




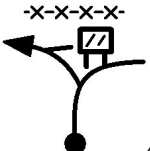





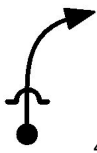
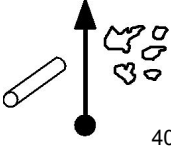
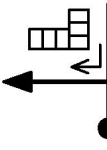

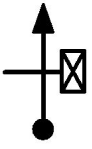







DISTÂNCIA	TULIPA	MÉDIA	TEMPO	OBSERVAÇÕES
0.078 0.500	 377	V 48 Km/h	2.42.45 V193	
0.202 0.702	 378	V 30 Km/h	2.43.00 V194	
0.108 0.810	 379	V 24 Km/h	2.43.13 V195	
0.182 0.992	 380	V 21 Km/h	2.43.40 V196	
0.041 1.033	 381		2.43.47 V196	LAMA E EROSÃO POR DENTRO CUIDADO 
0.061 1.094	 382	V 33 Km/h	2.43.58 V197	FINA E ALTA
0.230 1.324	 383	V 6 Km/h	2.44.23 V198	EROSÃO CUIDADO 
0.079 1.403	 384	V 15 Km/h	2.45.10 V199	
0.060 1.463	 385		2.45.25 V199	MAIS LOMBAS À FRENTE
0.272 1.735	 386	V 18 Km/h	2.46.30 V200	MURO CARROS VINDO - CUIDADO 



DISTÂNCIA	TULIPA	MÉDIA	TEMPO	OBSERVAÇÕES
0.149 1.884	 387	V 30 Km/h	2.47.00 V201	VERDE
0.096 1.980	 388		2.47.11 V201	AZUL
0.180 2.160	 389	V 21 Km/h	2.47.33 V202	SEM VISÃO ATENÇÃO
0.063 2.223	 390	V 30 Km/h	2.47.44 V203	
0.089 2.312	 391	V 45 Km/h	2.47.54 V204	
0.316 2.628	 392		2.48.20 V204	VERDE
0.277 2.905	 393	V 39 Km/h	2.48.42 V205	
0.044 2.949	 394	V 21 Km/h	2.48.46 V206	
0.058 3.007	 395		2.48.56 V206	
0.025 3.032	 396	V 36 Km/h	2.49.00 V207	





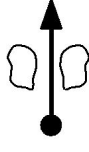



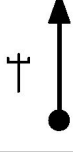





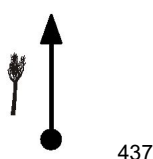



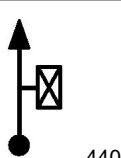
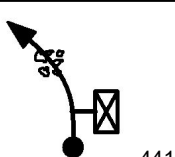



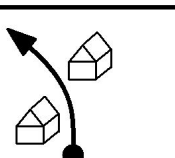
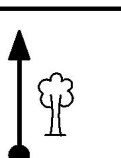
DISTÂNCIA	TULIPA	MÉDIA	TEMPO	OBSERVAÇÕES
0.163 3.195	 397	V 24 Km/h	2.49.16 V208	
0.064 3.259	 398	V 15 Km/h	2.49.26 V209	EROSÃO
0.037 3.296	 399	V 24 Km/h	2.49.35 V210	
0.132 3.428	 400	V 33 Km/h	2.49.55 V211	BRANCO
0.056 3.484	 401		2.50.01 V211	SÍTIO SANTIAGO
AFER				
0.241 3.725	 402	V 18 Km/h	2.50.27 V212	
0.034 3.759	 403	V 15 Km/h	2.50.34 V213	LADEANDO A CERCA
0.100 3.859	 404	V 21 Km/h	2.50.58 V214	
0.091 3.950	 405	V 24 Km/h	2.51.13 V215	SUBINDO
0.183 4.133	 406	V 18 Km/h	2.51.41 V216	

DISTÂNCIA	TULIPA	MÉDIA	TEMPO	OBSERVAÇÕES
0.095 4.228	 407	V 21 Km/h	2.52.00 V217	
0.158 4.386	 408	V 18 Km/h	2.52.27 V218	ESTREITO
0.080 4.466	 409		2.52.43 V218	ANTES DO MURO CARROS VINDO - CUIDADO 
0.145 4.611	 410	V 30 Km/h	2.53.12 V219	VERDE
0.094 4.705 AFER	 411		2.53.23 V219	AZUL
0.182 4.887	 412	V 21 Km/h	2.53.45 V220	SEM VISÃO ATENÇÃO 
0.062 4.949	 413	V 30 Km/h	2.53.56 V221	
0.090 5.039	 414	V 45 Km/h	2.54.06 V222	
0.316 5.355	 415		2.54.32 V222	VERDE
0.276 5.631	 416	V 39 Km/h	2.54.54 V223	



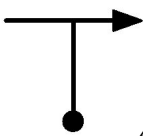


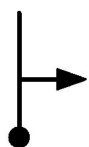









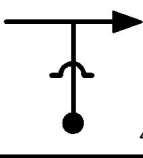






DISTÂNCIA	TULIPA	MÉDIA	TEMPO	OBSERVAÇÕES
0.044 5.675	 417	V 21 Km/h	2.54.58 V224	
0.060 5.735	 418		2.55.08 V224	
0.025 5.760	 419	V 36 Km/h	2.55.12 V225	
0.163 5.923	 420	V 24 Km/h	2.55.29 V226	
0.061 5.984	 421	V 15 Km/h	2.55.38 V227	EROSÃO
0.039 6.023	 422	V 24 Km/h	2.55.47 V228	
0.131 6.154	 423	V 33 Km/h	2.56.07 V229	BRANCO
0.057 6.211 AFER	 424		2.56.13 V229	SÍTIO SANTIAGO
0.239 6.450	 425	V 18 Km/h	2.56.39 V230	
0.036 6.486	 426	V 15 Km/h	2.56.46 V231	



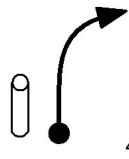
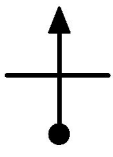
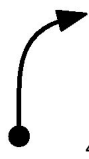



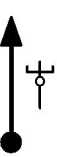

DISTÂNCIA	TULIPA	MÉDIA	TEMPO	OBSERVAÇÕES
0.161 6.647	 427	V 24 Km/h	2.57.25 V232	
0.136 6.783 AFER	 428		2.57.45 V232	
0.174 6.957	 429	V 21 Km/h	2.58.12 V233	ESTREITA BUEIRO 
0.312 7.269	 430		2.59.05 V233	
0.105 7.374	 431	V 33 Km/h	2.59.23 V234	AQUIRY
0.145 7.519	 432	V 18 Km/h	2.59.39 V235	PONTE ESTREITA CAUIDADO 
0.101 7.620	 433	V 27 Km/h	2.59.59 V236	
0.250 7.870	 434		3.00.32 V236	POÇA
0.071 7.941	 435	V 36 Km/h	3.00.42 V237	
0.089 8.030	 436	V 27 Km/h	3.00.51 V238	

DISTÂNCIA	TULIPA	MÉDIA	TEMPO	OBSERVAÇÕES
0.129 8.159	 437		3.01.08 V238	
0.063 8.222	 438	V 24 Km/h	3.01.16 V239	
0.088 8.310	 439	V 12 Km/h	3.01.30 V240	BUEIRO CUIDADO 
0.078 8.388	 440	V 30 Km/h	3.01.53 V241	COLCHETE
0.112 8.500	 441	V 21 Km/h	3.02.06 V242	VERDE BURACOS E PEDRAS À FRENTE
0.109 8.609	 442	V 30 Km/h	3.02.25 V243	TRAFO
0.215 8.824	 443	V 21 Km/h	3.02.51 V244	VALETA
0.038 8.862	 444	V 36 Km/h	3.02.57 V245	
0.202 9.064	 445	V 15 Km/h	3.03.18 V246	
0.133 9.197	 446	V 36 Km/h	3.03.50 V247	



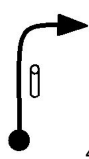

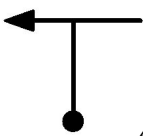
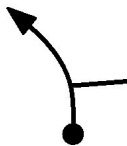
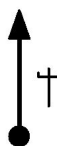

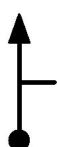
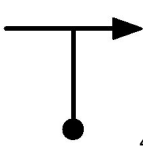


DISTÂNCIA	TULIPA	MÉDIA	TEMPO	OBSERVAÇÕES
0.470 9.667	 447	V 27 Km/h	3.04.37 V248	
0.060 9.727	 448		3.04.45 V248	
0.182 9.909	 449	V 18 Km/h	3.05.09 V249	
0.124 10.033	 450	V 33 Km/h	3.05.34 V250	
0.246 10.279	 451	V 30 Km/h	3.06.00 V251	
0.108 10.387	 452	V 21 Km/h	3.06.13 V252	
0.054 10.441	 453	V 45 Km/h	3.06.23 V253	
0.269 10.710	 454	V 24 Km/h	3.06.44 V254	
0.149 10.859	 455		3.07.06 V254	
AFER				
0.065 10.924	 456	V 36 Km/h	3.07.16 V255	DE COSTAS

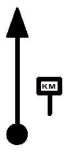







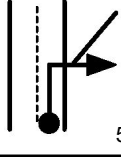
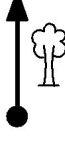
DISTÂNCIA	TULIPA	MÉDIA	TEMPO	OBSERVAÇÕES
0.081 11.005	 457		3.07.24 V255	
0.257 11.262	 458	V 30 Km/h	3.07.50 V256	
0.032 11.294	 459	V 45 Km/h	3.07.54 V257	
0.426 11.720	 460	D 2 Min	3.08.28 D258	PELA DF-445
0.377 12.097	 461		D258	
0.096 12.193	 462		D258	
0.073 12.266	 463	V 24 Km/h	3.10.28 V259	ZERE SEU HODÔMETRO
0.064 0.064	 464		3.10.38 V259	
0.072 0.136	 465	V 45 Km/h	3.10.48 V260	
0.218 0.354	 466		3.11.06 V260	VERDE
AFER				





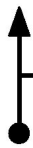

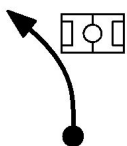

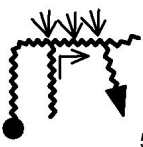

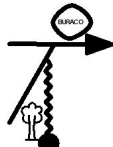



DISTÂNCIA	TULIPA	MÉDIA	TEMPO	OBSERVAÇÕES
0.219 0.573	 467	V 51 Km/h	3.11.23 V261	
0.377 0.950	 468	V 39 Km/h	3.11.50 V262	
0.034 0.984	 469	V 24 Km/h	3.11.53 V263	
0.090 1.074	 470		3.12.07 V263	
0.164 1.238	 471		3.12.31 V263	
0.062 1.300	 472		3.12.40 V263	
0.030 1.330	 473	V 36 Km/h	3.12.45 V264	
0.161 1.491	 474		3.13.01 V264	POÇA
0.320 1.811	 475	V 24 Km/h	3.13.33 V265	TRAFO
0.046 1.857	 476	V 21 Km/h	3.13.40 V266	

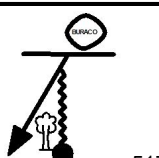
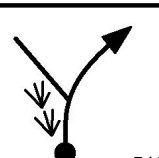

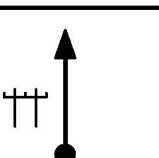
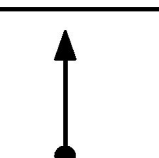
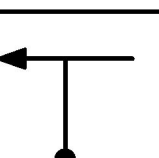

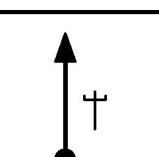
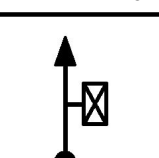
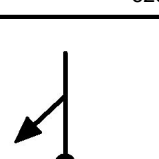
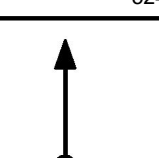
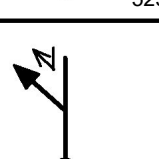



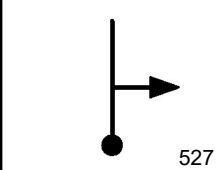
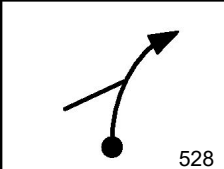
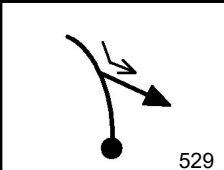

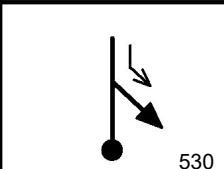

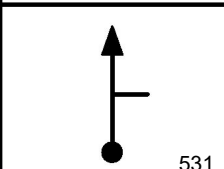
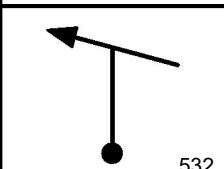
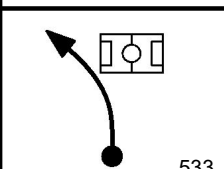
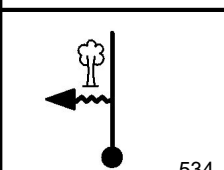
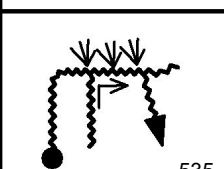

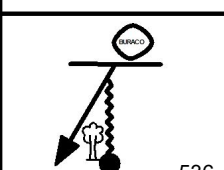
DISTÂNCIA	TULIPA	MÉDIA	TEMPO	OBSERVAÇÕES
0.048 1.905	 477		3.13.48 V266	
0.057 1.962	 478		3.13.58 V266	
0.081 2.043	 479	V 30 Km/h	3.14.12 V267	
0.211 2.254	 480		3.14.37 V267	
0.141 2.395	 481	V 39 Km/h	3.14.54 V268	
0.029 2.424 AFER	 482		3.14.57 V268	
0.159 2.583	 483	V 33 Km/h	3.15.11 V269	
0.093 2.676	 484	V 24 Km/h	3.15.22 V270	
0.062 2.738	 485		3.15.31 V270	
0.120 2.858	 486	V 21 Km/h	3.15.49 V271	

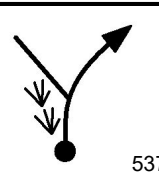

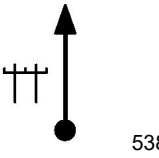
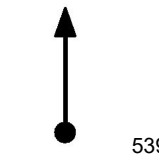
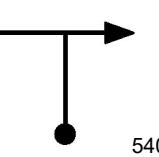

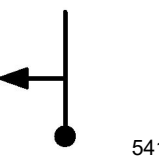
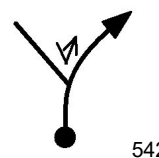

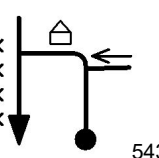
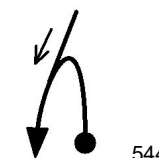

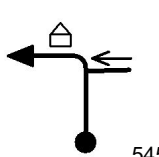
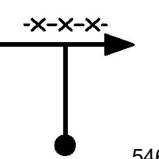
DISTÂNCIA	TULIPA	MÉDIA	TEMPO	OBSERVAÇÕES
0.074 2.932	 487		3.16.02 V271	
0.110 3.042	 488	V 36 Km/h	3.16.20 V272	
0.263 3.305	 489	V 21 Km/h	3.16.47 V273	
0.089 3.394	 490	V 42 Km/h	3.17.02 V274	
0.122 3.516	 491		3.17.12 V274	
0.226 3.742	 492	V 39 Km/h	3.17.32 V275	MURO BRANCO
0.256 3.998	 493	D 13 Min	3.17.55 D276	
0.024 4.022	 494		D276	PELO ASFALTO NA DF-445
0.101 4.123	 495		D276	
0.800 4.923	 496		D276	SIGA PELA DF-430

DISTÂNCIA	TULIPA	MÉDIA	TEMPO	OBSERVAÇÕES
0.811 5.734	 497			DF-430 KM 5
AFER			D 276	
0.123 5.857	 498			60 KM/H
			D 276	
1.344 7.201	 499			
			D 276	
0.814 8.015	 500			
			D 276	
0.884 8.899	 501			
			D 276	
1.268 10.167	 502			
			D 276	
0.573 10.740	 503			RETORNE
			D 276	
0.305 11.045	 504			
			D 276	
0.106 11.151	 505			SIGA PELA TERRA
			D 276	
0.182 11.333	 506	V 30 Km/h	3.30.55	Balaio do Morro
0.000			V 277	ZERE SEU HODÔMETRO

DISTÂNCIA	TULIPA	MÉDIA	TEMPO	OBSERVAÇÕES
0.110 0.110	 507		3.31.09 V277	CARROS VINDO - CUIDADO 
0.130 0.240	 508	V 18 Km/h	3.31.24 V278	CARROS VINDO - CUIDADO 
0.106 0.346	 509	V 30 Km/h	3.31.45 V279	
0.028 0.374	 510		3.31.49 V279	
0.216 0.590	 511	V 21 Km/h	3.32.15 V280	
0.032 0.622	 512	V 15 Km/h	3.32.20 V281	PELA GRAMA
0.014 0.636	 513		3.32.24 V281	LADEANDO MATINHO CARROS VINDO - CUIDADO 
0.032 0.668	 514	V 18 Km/h	3.32.31 V282	MEDIDA NA MARCADA
0.040 0.708	 515	V 15 Km/h	3.32.39 V283	PELA GRAMA
0.016 0.724	 516		3.32.43 V283	LADEANDO MATINHO CARROS VINDO - CUIDADO 

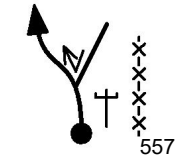

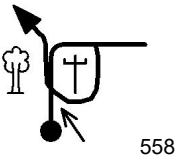

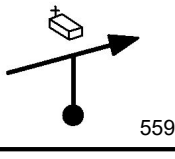

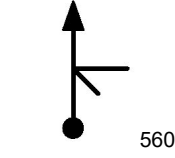
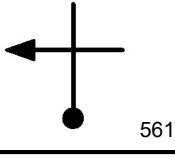
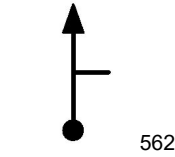
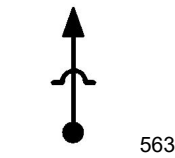
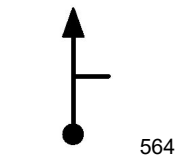
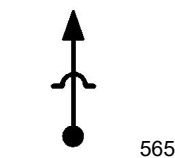
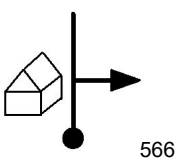
DISTÂNCIA	TULIPA	MÉDIA	TEMPO	OBSERVAÇÕES
0.018 0.742	 517	V 18 Km/h	3.32.47 V284	MARCADA
0.042 0.784	 518	V 24 Km/h	3.32.56 V285	SUBINDO ATENÇÃO - EROSÕES 
0.085 0.869	 519	V 33 Km/h	3.33.09 V286	DESCAMPADO
0.115 0.984	 520	V 22 Km/h	3.33.21 V287	
0.030 1.014	 521	V 18 Km/h	3.33.26 V288	NA PRINCIPAL ATENÇÃO 
0.037 1.051 AFER	 522	V 21 Km/h	3.33.33 V289	
0.351 1.402	 523	V 18 Km/h	3.34.34 V290	
0.055 1.457	 524	V 21 Km/h	3.34.45 V291	
0.047 1.504	 525	V 36 Km/h	3.34.53 V292	
0.148 1.652	 526	V 18 Km/h	3.35.07 V293	CARROS VINDO - CUIDADO 

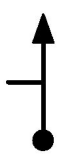



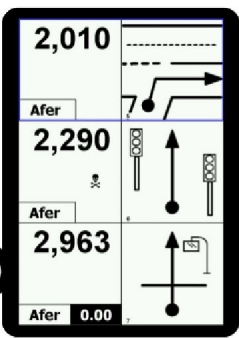
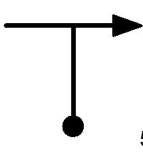
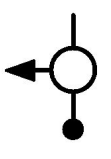
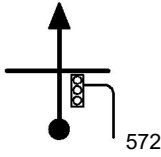
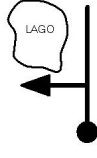
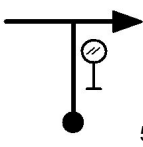
DISTÂNCIA	TULIPA	MÉDIA	TEMPO	OBSERVAÇÕES
0.113 1.765	 527		3.35.30 V293	
0.022 1.787	 528	V 30 Km/h	3.35.34 V294	
0.088 1.875	 529		3.35.45 V294	CARROS VINDO - CUIDADO 
0.126 2.001	 530	V 18 Km/h	3.36.00 V295	CARROS VINDO - CUIDADO 
0.110 2.111	 531	V 30 Km/h	3.36.22 V296	
0.022 2.133	 532		3.36.25 V296	
0.220 2.353	 533	V 21 Km/h	3.36.51 V297	
0.032 2.385	 534	V 15 Km/h	3.36.57 V298	PELA GRAMA
0.014 2.399	 535		3.37.00 V298	LADEANDO MATINHO SENTIDO MARCADA CARROS VINDO - CUIDADO 
0.033 2.432	 536	V 18 Km/h	3.37.08 V299	MARCADA

DISTÂNCIA	TULIPA	MÉDIA	TEMPO	OBSERVAÇÕES
0.042 2.474	 537	V 24 Km/h	3.37.16 V300	SUBINDO ATENÇÃO - EROSÕES 
0.094 2.568	 538	V 33 Km/h	3.37.30 V301	DESCAMPADO
0.115 2.683	 539	V 24 Km/h	3.37.43 V302	
0.029 2.712	 540	V 12 Km/h	3.37.47 V303	NA PRINCIPAL ATENÇÃO 
0.048 2.760	 541	V 21 Km/h	3.38.02 V304	SENTIDO TORRE
0.043 2.803	 542	V 18 Km/h	3.38.09 V305	Balaio da Torre CARROS VINDO - CUIDADO 
0.033 2.836	 543		3.38.16 V305	
0.036 2.872	 544		3.38.23 V305	CARROS VINDO - CUIDADO 
0.033 2.905	 545		3.38.29 V305	
0.014 2.919	 546		3.38.32 V305	



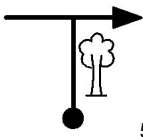
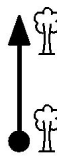




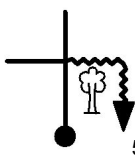
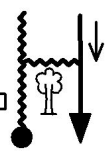



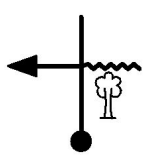




DISTÂNCIA	TULIPA	MÉDIA	TEMPO	OBSERVAÇÕES
0.032 2.951			3.38.39	
AFER			V305	
0.021 2.972			3.38.43	LADEANDO A CERCA
			V305	
0.028 3.000			3.38.48	ENTRE A ÁRVORE E O POSTE
			V305	CARROS VINDO - CUIDADO
0.019 3.019			3.38.52	
			V305	
0.042 3.061		N 50 Seg	3.39.01	
AFER			N306	
0.000 3.061	Neutro	V 18 Km/h	3.39.51	
			V307	
0.020 3.081			3.39.55	
			V307	
0.030 3.111			3.40.01	CARROS VINDO - CUIDADO
			V307	
0.051 3.162			3.40.11	
			V307	
0.020 3.182			3.40.15	LADEANDO A CERCA
			V307	

DISTÂNCIA	TULIPA	MÉDIA	TEMPO	OBSERVAÇÕES
0.029 3.211	 557		3.40.21 V307	OUTRA VEZ CARROS VINDO - CUIDADO 
0.019 3.230	 558		3.40.24 V307	CONTORNE O POSTE E SIGA DESCENDO CARROS VINDO - CUIDADO 
0.173 3.403	 559	D 3 Min	3.40.59 D308	CEMITÉRIO Trânsito urbano ATENÇÃO 
0.145 3.548	 560		 D308	PELO ASFALTO
0.129 3.677	 561		 D308	
0.098 3.775	 562		 D308	
0.134 3.909	 563		 D308	
0.084 3.993	 564		 D308	
0.193 4.186	 565		 D308	
0.120 4.306	 566		 D308	CENTRO AUTOMOTIVO

DISTÂNCIA	TULIPA	MÉDIA	TEMPO	OBSERVAÇÕES
0.057 4.363	 567		D308	
0.145 4.508	 568	N 5 Min	3.43.59 N309	SEGUNDA MAIOR IGREJA CATÓLICA DO BRASIL Estacione e conheça Controle o seu tempo
Road Book Automático A planilha que anda sozinha  				NavTotem Novo sistema de navegação de baixíssimo custo para periféricos Android
0.000 4.508	Neutro 569	D 8 Min	3.48.59 D310	SEGUNDA MAIOR IGREJA CATÓLICA DO BRASIL Estacione e conheça Controle o seu tempo
0.132 4.640	 570		D310	
0.176 4.816	 571		D310	
0.400 5.216	 572		D310	SEMÁFORO
0.106 5.322	 573		D310	LAGO VEREDINHA
0.472 5.794	 574		D310	PARE

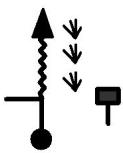





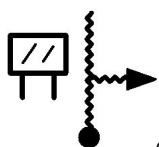







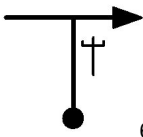








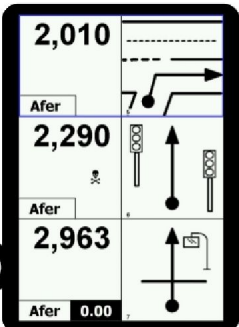
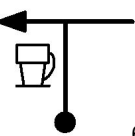
DISTÂNCIA	TULIPA	MÉDIA	TEMPO	OBSERVAÇÕES
0.465 6.259	 575			FAÇA O RETORNO E CRUZE A PRINCIPAL ATENÇÃO
0.077 6.336	 576			PELA TERRA Zona de Espetáculo Brazlândia Divirtam-se!!!
0.053 6.389 0.000	 577	V 24 Km/h	3.56.59 V311	NO POSTE APÓS PLACA FAIXA DE PEDESTRES ZERE SEU HODÔMETRO
0.045 0.045	 578		3.57.06 V311	LARGO E BRANCO CARROS VINDO - CUIDADO
0.028 0.073	 579	V 42 Km/h	3.57.10 V312	
0.038 0.111	 580	V 39 Km/h	3.57.13 V313	PELA GRAMA NA TRILHA PLACA QUEBRA-MOLAS DE COSTAS AFASTADA
0.085 0.196	 581		3.57.21 V313	ATENÇÃO CARROS PASSANDO AO LADO
0.058 0.254	 582	V 36 Km/h	3.57.26 V314	BURACO À FRENTE
0.063 0.317	 583	V 27 Km/h	3.57.33 V315	
0.062 0.379	 584	V 18 Km/h	3.57.41 V316	MEDIDA NA LOMBA CONTORNE O CONE

DISTÂNCIA	TULIPA	MÉDIA	TEMPO	OBSERVAÇÕES
0.028 0.407	 585		3.57.47 V316	
0.028 0.435	 586	V 36 Km/h	3.57.52 V317	LADEANDO AS ÁRVORES
0.043 0.478	 587	V 24 Km/h	3.57.56 V318	CARROS VINDO - CUIDADO 
0.028 0.506	 588		3.58.01 V318	CARROS VINDO - CUIDADO 
0.017 0.523	 589		3.58.03 V318	RETORNE NA MARCADA
0.050 0.573	 590		3.58.11 V318	RETORNE CARROS VINDO - CUIDADO 
0.042 0.615	 591		3.58.17 V318	CARROS VINDO - CUIDADO 
0.019 0.634	 592	V 30 Km/h	3.58.20 V319	SENTIDO ÁRVORES SIGA EM LINHA RETA
0.042 0.676	 593	V 21 Km/h	3.58.25 V320	ENTRE A FRONDOSA E A SECA ATENÇÃO CARROS PASSANDO AO LADO 
0.030 0.706	 594		3.58.30 V320	CONTORNE A SECA CARROS VINDO - CUIDADO 

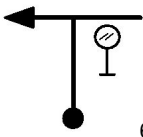


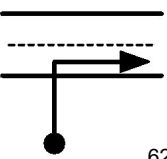



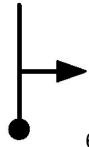

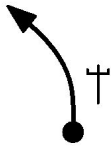
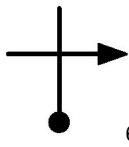


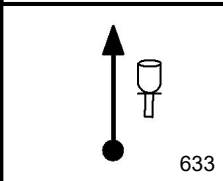
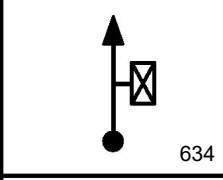
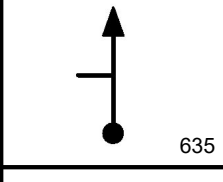
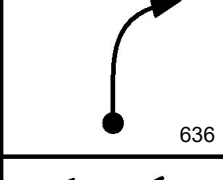
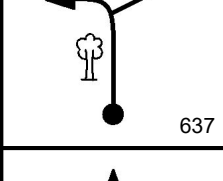
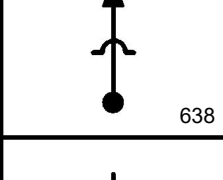
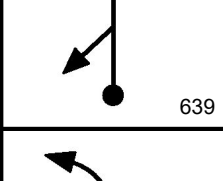
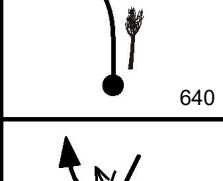
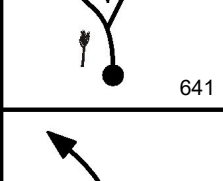


DISTÂNCIA	TULIPA	MÉDIA	TEMPO	OBSERVAÇÕES
0.037 0.743	 595		3.58.36 V320	SIGA EM LINHA RETA CARROS VINDO - CUIDADO
0.029 0.772	 596	V 24 Km/h	3.58.41 V321	CARROS VINDO - CUIDADO
0.017 0.789	 597	V 30 Km/h	3.58.44 V322	
0.069 0.858	 598	V 24 Km/h	3.58.52 V323	DESCAMPADO
0.023 0.881	 599	V 33 Km/h	3.58.56 V324	
0.088 0.969	 600		3.59.05 V324	SENTIDO LOBEIRA E POSTE BRANCO DISTANTE
0.030 0.999	 601	V 21 Km/h	3.59.09 V325	CONTORNE A LOBEIRA CARROS VINDO - CUIDADO
0.026 1.025	 602	V 24 Km/h	3.59.13 V326	SENTIDO POSTE BRANCO CARROS VINDO - CUIDADO
0.063 1.088	 603		3.59.22 V326	CARROS VINDO - CUIDADO
0.035 1.123	 604	V 42 Km/h	3.59.28 V327	

DISTÂNCIA	TULIPA	MÉDIA	TEMPO	OBSERVAÇÕES
0.038 1.161	 605	V 39 Km/h	3.59.31 V328	PELA GRAMA NA TRILHA PLACA QUEBRA-MOLAS DE COSTAS
0.082 1.243	 606		3.59.38 V328	ATENÇÃO CARROS PASSANDO AO LADO 
0.060 1.303	 607	V 36 Km/h	3.59.44 V329	BURACO À FRENTE
0.065 1.368	 608	V 27 Km/h	3.59.51 V330	
0.041 1.409	 609	V 24 Km/h	3.59.56 V331	SENTIDO OUTDOOR CARROS VINDO - CUIDADO
0.057 1.466	 610		4.00.05 V331	OUTDOOR
0.027 1.493	 611		4.00.09 V331	CARROS VINDO - CUIDADO 
0.057 1.550	 612	V 33 Km/h	4.00.17 V332	
0.048 1.598	 613	V 12 Km/h	4.00.22 V333	DEVAGAR Respirem fundo!
0.028 1.626	 614	D 5 Min	4.00.31 D334	MURO BRANCO


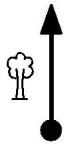
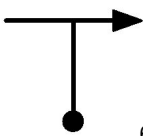
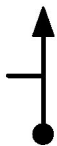

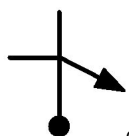




DISTÂNCIA	TULIPA	MÉDIA	TEMPO	OBSERVAÇÕES
0.028 1.654	 615		D334	PELO ASFALTO MUITO CUIDADO 
0.023 1.677	 616		D334	CAPITAL DO MORANGO
0.062 1.739	 617		D334	
0.063 1.802	 618		D334	
0.111 1.913	 619		D334	ENTRE NO POSTO
0.044 1.957	 620	N 25 Min	4.05.31 N335	CAFÉ DO DOUGRÃO Estacione
Road Book Automático A planilha que anda sozinha  				NavTotem Novo sistema de navegação de baixíssimo custo para periféricos Android
0.000 1.957 0.000	Neutro 621	D 8 Min	4.30.31 D336	CAFÉ DO DOUGRÃO Plus code: 8Q7W+V3M Início da prova 3 ZERE SEU HODÔMETRO
0.022 0.022	 622		D336	ÚLTIMA BOMBA








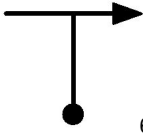
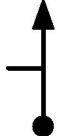

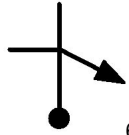


DISTÂNCIA	TULIPA	MÉDIA	TEMPO	OBSERVAÇÕES
0.043 0.065	 623		D336	PLACA PARE MÃO DUPLA - ATENÇÃO 
0.231 0.296	 624		D336	
0.061 0.357	 625		D336	ENTRE NA BR-080
0.298 0.655	 626		D336	
0.096 0.751	 627		D336	RETORNE
0.521 1.272	 628		D336	
0.063 1.335	 629		D336	SENTIDO AGUAS LINDAS VC- 541
0.082 1.417 0.000	 630	V 30 Km/h	4.38.31 V337	PARADA DE ONIBUS ZERE SEU HODÔMETRO
0.420 0.420 AFER	 631		4.39.21 V337	PLACA SERRALHERIA
0.211 0.631	 632	V 21 Km/h	4.39.46 V338	

DISTÂNCIA	TULIPA	MÉDIA	TEMPO	OBSERVAÇÕES
0.100 0.731	 633	V 42 Km/h	4.40.04 V339	CAIXA D'ÁGUA
0.583 1.314	 634		4.40.54 V339	
0.092 1.406	 635	V 45 Km/h	4.41.01 V340	
0.282 1.688	 636	V 36 Km/h	4.41.24 V341	
0.104 1.792	 637	V 27 Km/h	4.41.34 V342	
0.051 1.843	 638	V 18 Km/h	4.41.41 V343	
0.047 1.890	 639		4.41.51 V343	ESCONDIDO Balaio do Bosque
0.035 1.925	 640	V 36 Km/h	4.41.58 V344	
0.196 2.121	 641	V 21 Km/h	4.42.17 V345	CARROS VINDO - CUIDADO 
0.110 2.231	 642	V 36 Km/h	4.42.36 V346	



DISTÂNCIA	TULIPA	MÉDIA	TEMPO	OBSERVAÇÕES
0.086 2.317	 643	V 33 Km/h	4.42.45 V347	
0.063 2.380	 644	V 21 Km/h	4.42.52 V348	DUPLA
0.058 2.438	 645		4.43.01 V348	
0.055 2.493	 646	V 36 Km/h	4.43.11 V349	
0.111 2.604	 647		4.43.22 V349	
AFER				
0.044 2.648	 648	V 18 Km/h	4.43.26 V350	
0.027 2.675	 649	V 36 Km/h	4.43.32 V351	
0.127 2.802	 650	V 18 Km/h	4.43.45 V352	
0.069 2.871	 651	V 24 Km/h	4.43.58 V353	QUEIMADO
0.104 2.975	 652		4.44.14 V353	



DISTÂNCIA	TULIPA	MÉDIA	TEMPO	OBSERVAÇÕES
0.108 3.083	 653	V 21 Km/h	4.44.30 V354	CARROS VINDO - CUIDADO 
0.113 3.196	 654	V 36 Km/h	4.44.49 V355	
0.085 3.281	 655	V 33 Km/h	4.44.58 V356	
0.064 3.345	 656	V 21 Km/h	4.45.05 V357	DUPLA
0.057 3.402	 657		4.45.15 V357	
0.056 3.458	 658	V 36 Km/h	4.45.24 V358	
0.111 3.569 AFER	 659		4.45.35 V358	
0.045 3.614	 660	V 18 Km/h	4.45.40 V359	
0.029 3.643	 661	V 36 Km/h	4.45.46 V360	
0.122 3.765	 662	V 18 Km/h	4.45.58 V361	




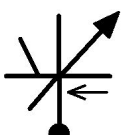














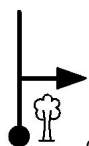




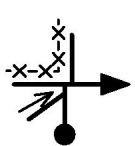


DISTÂNCIA	TULIPA	MÉDIA	TEMPO	OBSERVAÇÕES
0.023 3.788	 663	V 27 Km/h	4.46.03 V362	
0.031 3.819 AFER	 664		4.46.07 V362	QUEIMADA
0.057 3.876	 665		4.46.14 V362	
0.096 3.972	 666	V 18 Km/h	4.46.27 V363	
0.027 3.999	 667		4.46.32 V363	CARROS VINDO - CUIDADO
0.039 4.038	 668	V 33 Km/h	4.46.40 V364	
0.102 4.140	 669	V 24 Km/h	4.46.51 V365	CARROS VINDO - CUIDADO
0.096 4.236	 670	V 12 Km/h	4.47.06 V366	MANOBRE
0.040 4.276 AFER	 671		4.47.18 V366	SECA
0.041 4.317	 672	V 24 Km/h	4.47.30 V367	CUPIM NO ESCAPE CARROS VINDO - CUIDADO



DISTÂNCIA	TULIPA	MÉDIA	TEMPO	OBSERVAÇÕES
0.098 4.415	 673		4.47.45 V367	
0.030 4.445	 674	V 36 Km/h	4.47.49 V368	BAIXA
0.040 4.485 AFER	 675		4.47.53 V368	INÍCIO DO MURO
0.357 4.842	 676	V 21 Km/h	4.48.29 V369	
0.033 4.875	 677		4.48.35 V369	TRECHO ESCORREGADIO ATENÇÃO
0.047 4.922	 678	V 36 Km/h	4.48.43 V370	
0.203 5.125	 679	V 27 Km/h	4.49.03 V371	
0.027 5.152	 680	V 45 Km/h	4.49.07 V372	
0.397 5.549	 681	V 18 Km/h	4.49.38 V373	
0.058 5.607	 682		4.49.50 V373	





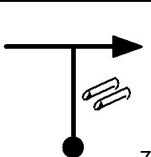
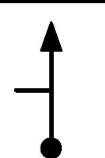

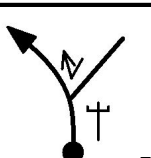





DISTÂNCIA	TULIPA	MÉDIA	TEMPO	OBSERVAÇÕES
0.046 5.653	 683	V 36 Km/h	4.49.59 V374	
0.169 5.822	 684	V 48 Km/h	4.50.16 V375	AMARELA
0.371 6.193	 685	V 30 Km/h	4.50.44 V376	
0.095 6.288	 686	V 21 Km/h	4.50.55 V377	CARROS VINDO - CUIDADO 
0.068 6.356	 687	V 36 Km/h	4.51.07 V378	
0.164 6.520	 688	V 27 Km/h	4.51.23 V379	
0.114 6.634	 689	V 30 Km/h	4.51.39 V380	SECA
0.038 6.672	 690		4.51.43 V380	PASSE PELA DIREITA BURACO FUNDO - ATOLA CUIDADO 
0.124 6.796 AFER	 691		4.51.58 V380	
0.147 6.943	 692	V 21 Km/h	4.52.16 V381	TRILHA ESCONDIDA MATO ALTO

DISTÂNCIA	TULIPA	MÉDIA	TEMPO	OBSERVAÇÕES
0.072 7.015	 693	V 27 Km/h	4.52.28 V382	
0.028 7.043	 694		4.52.32 V382	
0.047 7.090 AFER	 695		4.52.38 V382	FININHA
0.031 7.121	 696		4.52.42 V382	
0.122 7.243	 697	V 18 Km/h	4.52.58 V383	CUIDADO 
0.064 7.307	 698	V 24 Km/h	4.53.11 V384	
0.144 7.451 AFER	 699		4.53.33 V384	ENTULHO
0.201 7.652	 700	V 18 Km/h	4.54.03 V385	
0.033 7.685	 701		4.54.09 V385	CARROS VINDO - CUIDADO 
0.056 7.741	 702	V 45 Km/h	4.54.21 V386	



DISTÂNCIA	TULIPA	MÉDIA	TEMPO	OBSERVAÇÕES
0.200 7.941	 703	V 42 Km/h	4.54.37 V387	
0.053 7.994	 704	V 27 Km/h	4.54.41 V388	
0.153 8.147	 705	V 39 Km/h	4.55.02 V389	
0.254 8.401	 706	V 21 Km/h	4.55.25 V390	
0.035 8.436	 707		4.55.31 V390	CARROS VINDO - CUIDADO
0.083 8.519	 708	V 45 Km/h	4.55.45 V391	
0.381 8.900	 709	D 2 Min	4.56.16 D392	ÚLTIMA
0.066 8.966	 710		D392	CRUZE A RODOVIA DF-533 MUITO CUIDADO
0.092 9.058 0.000	 711	V 27 Km/h	4.58.16 V393	ZERE SEU HODÔMETRO
0.023 0.023	 712	V 48 Km/h	4.58.19 V394	

DISTÂNCIA	TULIPA	MÉDIA	TEMPO	OBSERVAÇÕES
0.232 0.255	 713		4.58.36 V394	
AFER				
0.225 0.480	 714	V 45 Km/h	4.58.53 V395	
0.061 0.541	 715	V 51 Km/h	4.58.58 V396	
0.153 0.694	 716	V 18 Km/h	4.59.09 V397	
0.061 0.755	 717		4.59.21 V397	TRONCOS
0.043 0.798	 718	V 45 Km/h	4.59.30 V398	
0.254 1.052	 719	V 39 Km/h	4.59.50 V399	CHÁCARA PRIMAVERA
0.086 1.138	 720	V 18 Km/h	4.59.58 V400	CARROS VINDO - CUIDADO 
0.052 1.190	 721	V 36 Km/h	5.00.08 V401	
0.082 1.272	 722	V 30 Km/h	5.00.16 V402	



DISTÂNCIA	TULIPA	MÉDIA	TEMPO	OBSERVAÇÕES
0.047 1.319	 723	V 18 Km/h	5.00.22 V403	BURACO FUNDO PASSE PELA ESQUERDA CUIDADO
0.103 1.422	 724		5.00.43 V403	CARROS VINDO - CUIDADO
0.052 1.474	 725		5.00.53 V403	
0.060 1.534	 726		5.01.05 V403	
0.023 1.557	 727		5.01.10 V403	CARROS VINDO - CUIDADO
0.054 1.611	 728		5.01.20 V403	
0.072 1.683	 729		5.01.35 V403	
0.024 1.707	 730	V 21 Km/h	5.01.40 V404	
0.218 1.925	 731	N 49 Seg	5.02.17 N405	
0.000 1.925	Neutro 732	V 18 Km/h	5.03.06 V406	



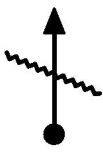
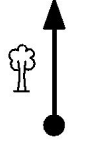

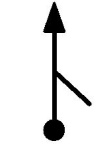
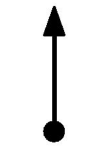


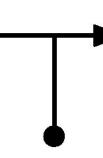

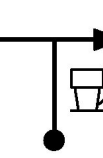
DISTÂNCIA	TULIPA	MÉDIA	TEMPO	OBSERVAÇÕES
0.051 1.976	 733		5.03.16 V406	CARROS VINDO - CUIDADO
0.035 2.011	 734	V 36 Km/h	5.03.23 V407	
0.081 2.092	 735	V 30 Km/h	5.03.31 V408	
0.049 2.141	 736	V 18 Km/h	5.03.37 V409	BURACO FUNDO PASSE PELA ESQUERDA CUIDADO
0.105 2.246	 737		5.03.58 V409	CARROS VINDO - CUIDADO
0.056 2.302	 738		5.04.09 V409	
0.061 2.363	 739	V 24 Km/h	5.04.22 V410	
0.046 2.409	 740	V 42 Km/h	5.04.29 V411	ESTACIONAMENTO TRÂNSITO LOCAL
0.208 2.617 AFER	 741		5.04.46 V411	CAIXA D'ÁGUA CAESB
0.190 2.807	 742	V 39 Km/h	5.05.03 V412	



DISTÂNCIA	TULIPA	MÉDIA	TEMPO	OBSERVAÇÕES
0.270 3.077	 743	V 21 Km/h	5.05.28 V413	CARROS VINDO - CUIDADO
0.040 3.117	 744	V 36 Km/h	5.05.34 V414	
0.057 3.174	 745		5.05.40 V414	
0.104 3.278	 746	V 15 Km/h	5.05.50 V415	ATENÇÃO
0.025 3.303	 747	V 30 Km/h	5.05.56 V416	
0.042 3.345 AFER	 748		5.06.02 V416	
0.418 3.763	 749	V 18 Km/h	5.06.52 V417	ESCONDIDO
0.026 3.789	 750	V 27 Km/h	5.06.57 V418	
0.149 3.938	 751	V 15 Km/h	5.07.17 V419	CARROS VINDO - CUIDADO
0.037 3.975	 752	V 48 Km/h	5.07.26 V420	









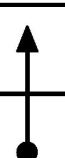


DISTÂNCIA	TULIPA	MÉDIA	TEMPO	OBSERVAÇÕES
0.159 4.134	 753	V 21 Km/h	5.07.38 V421	
0.021 4.155	 754		5.07.41 V421	CARROS VINDO - CUIDADO
0.050 4.205	 755	V 30 Km/h	5.07.50 V422	
0.087 4.292	 756	V 9 Km/h	5.08.00 V423	ESCONDIDO COM DEGRAU
0.036 4.328	 757	V 24 Km/h	5.08.15 V424	
0.125 4.453	 758	V 15 Km/h	5.08.33 V425	CARROS VINDO - CUIDADO
0.044 4.497	 759	V 48 Km/h	5.08.44 V426	
0.159 4.656	 760	V 21 Km/h	5.08.56 V427	
0.025 4.681	 761		5.09.00 V427	CARROS VINDO - CUIDADO
0.046 4.727	 762	V 30 Km/h	5.09.08 V428	

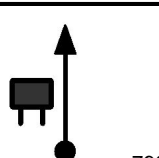
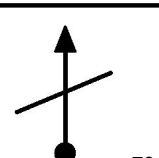
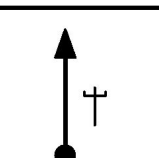
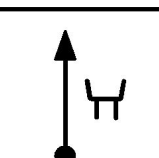
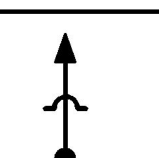
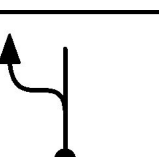

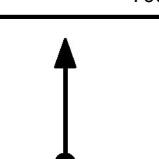
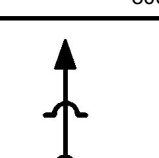
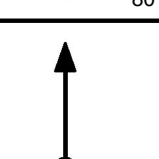
DISTÂNCIA	TULIPA	MÉDIA	TEMPO	OBSERVAÇÕES
0.086 4.813	 763	V 15 Km/h	5.09.18 V429	
0.067 4.880	 764	V 39 Km/h	5.09.34 V430	
0.160 5.040	 765	V 24 Km/h	5.09.49 V431	EROSÃO
0.098 5.138	 766		5.10.04 V431	
0.044 5.182	 767	V 42 Km/h	5.10.10 V432	
0.184 5.366	 768	V 39 Km/h	5.10.26 V433	
0.108 5.474	 769	V 27 Km/h	5.10.36 V434	
0.065 5.539	 770	D 7 Min	5.10.45 D435	
0.165 5.704	 771		D435	
0.143 5.847	 772		D435	PASSE POR DENTRO DO POSTO IPIRANGA



DISTÂNCIA	TULIPA	MÉDIA	TEMPO	OBSERVAÇÕES
0.119 5.966	 773		D435	ENTRE NA BR-080 E FIQUE PELA ESQUERDA
0.394 6.360 AFER	 774		D435	RETORNE
0.597 6.957	 775		D435	
0.938 7.895	 776		D435	
1.005 8.900	 777		D435	
0.151 9.051 0.000	 778	V 30 Km/h	5.17.45 V436	60 ZERE SEU HODÔMETRO
0.100 0.100	 779	V 60 Km/h	5.17.57 V437	DF 415
0.086 0.186	 780		5.18.02 V437	E. C BUCANHÃO
0.155 0.341 AFER	 781		5.18.11 V437	
0.814 1.155	 782	V 54 Km/h	5.19.00 V438	PLACA CASTELO








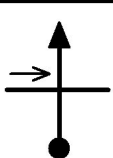


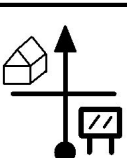



DISTÂNCIA	TULIPA	MÉDIA	TEMPO	OBSERVAÇÕES
0.164 1.319	 783	V 39 Km/h	5.19.11 V439	ASA VERDE
0.189 1.508	 784	V 54 Km/h	5.19.28 V440	FAZENDINHA 2,5 KM
0.474 1.982	 785	V 36 Km/h	5.20.00 V441	PLACA PONTE
0.191 2.173	 786		5.20.19 V441	CAPÃO DA ONÇA
0.073 2.246	 787	V 60 Km/h	5.20.26 V442	
0.401 2.647	PC 788		5.20.51 V442	UTOPIA PC BÔNUS
0.096 2.743	 789	V 45 Km/h	5.20.56 V443	ONDULAÇÕES À FRENTE
0.145 2.888	 790		5.21.08 V443	
0.660 3.548	 791	V 30 Km/h	5.22.01 V444	ÁREA ESCOLAR
0.075 3.623 AFER	 792		5.22.10 V444	E.C. BUCANHÃO

DISTÂNCIA	TULIPA	MÉDIA	TEMPO	OBSERVAÇÕES
0.093 3.716	 793	V 57 Km/h	5.22.21 V445	
0.506 4.222	 794		5.22.53 V445	
0.068 4.290	 795		5.22.57 V445	
0.430 4.720	 796		5.23.24 V445	LIXEIRA
0.382 5.102	 797	V 27 Km/h	5.23.48 V446	
0.103 5.205	 798	V 21 Km/h	5.24.02 V447	
0.049 5.254	 799	V 36 Km/h	5.24.11 V448	
0.144 5.398	 800	V 27 Km/h	5.24.25 V449	
0.042 5.440	 801		5.24.31 V449	
0.022 5.462	 802	V 45 Km/h	5.24.33 V450	



DISTÂNCIA	TULIPA	MÉDIA	TEMPO	OBSERVAÇÕES
0.276 5.738	 803	V 24 Km/h	5.24.56 V451	
0.040 5.778	 804	V 45 Km/h	5.25.02 V452	
0.475 6.253	 805	V 39 Km/h	5.25.40 V453	
0.163 6.416	 806	V 24 Km/h	5.25.55 V454	
0.056 6.472	 807		5.26.03 V454	
0.222 6.694	 808		5.26.36 V454	
0.036 6.730	 809		5.26.42 V454	CARROS VINDO - CUIDADO
0.069 6.799	 810	V 48 Km/h	5.26.52 V455	PLACA 300 MEGA
0.201 7.000 AFER	 811		5.27.07 V455	TRAFO
0.359 7.359	 812	V 24 Km/h	5.27.34 V456	



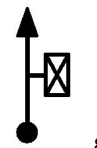
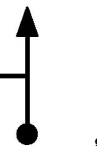
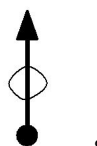


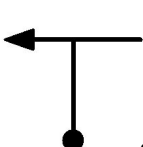

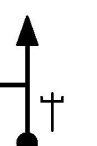




DISTÂNCIA	TULIPA	MÉDIA	TEMPO	OBSERVAÇÕES
0.066 7.425	 813	V 21 Km/h	5.27.44 V457	
0.065 7.490	 814		5.27.55 V457	BURACOS E VALETAS
0.103 7.593	 815		5.28.13 V457	EROSÃO
0.045 7.638	 816		5.28.20 V457	
0.236 7.874	 817	V 48 Km/h	5.29.01 V458	PORTAO VERDE
0.325 8.199	 818	V 24 Km/h	5.29.25 V459	CARROS VINDO - CUIDADO 
0.032 8.231	 819	V 51 Km/h	5.29.30 V460	
1.114 9.345	 820	V 21 Km/h	5.30.49 V461	ESCOLA CLASSE 
0.119 9.464	 821	V 39 Km/h	5.31.09 V462	
0.098 9.562 AFER	 822		5.31.18 V462	COM TRAFIO



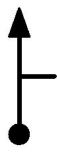

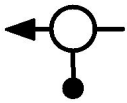



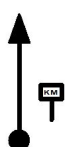
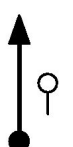
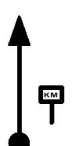

DISTÂNCIA	TULIPA	MÉDIA	TEMPO	OBSERVAÇÕES
0.131 9.693	 823	V 24 Km/h	5.31.30 V463	
0.296 9.989	 824		5.32.15 V463	
0.049 10.038 0.000	 825	V 33 Km/h	5.32.22 V464	DE COSTAS ZERE SEU HODÔMETRO
0.079 0.079	 826	V 42 Km/h	5.32.31 V465	DE MADEIRA
0.410 0.489	 827	V 24 Km/h	5.33.06 V466	SEM VISÃO CUIDADO
0.101 0.590	 828		5.33.21 V466	
0.052 0.642	 829	V 36 Km/h	5.33.29 V467	
0.101 0.743	 830	V 24 Km/h	5.33.39 V468	
0.080 0.823	 831		5.33.51 V468	
0.117 0.940	 832	V 39 Km/h	5.34.08 V469	

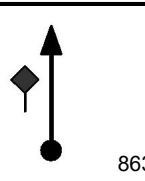
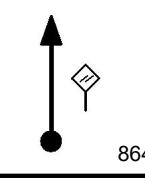
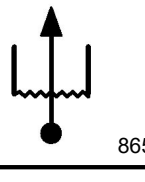
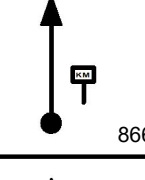
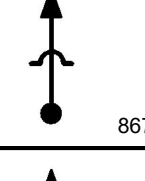
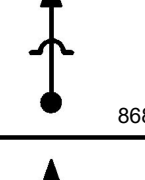
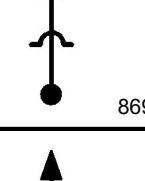
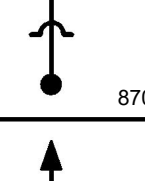
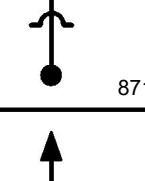





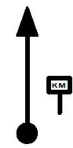

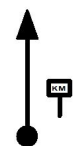





DISTÂNCIA	TULIPA	MÉDIA	TEMPO	OBSERVAÇÕES
0.423 1.363	 833	V 21 Km/h	5.34.47 V470	
0.112 1.475	 834	V 30 Km/h	5.35.07 V471	PLACA AZUL
0.186 1.661 AFER	 835		5.35.29 V471	
0.372 2.033	 836	V 33 Km/h	5.36.14 V472	
0.217 2.250	 837	V 21 Km/h	5.36.37 V473	EROSÃO ATENÇÃO 
0.035 2.285	 838	V 33 Km/h	5.36.43 V474	
0.257 2.542	 839	V 21 Km/h	5.37.11 V475	
0.092 2.634	 840	V 36 Km/h	5.37.27 V476	
0.888 3.522 AFER	 841		5.38.56 V476	
0.777 4.299	 842	V 21 Km/h	5.40.13 V477	EROSÕES ATENÇÃO 

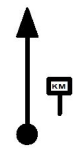

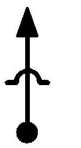

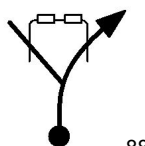

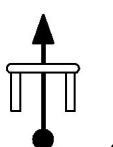
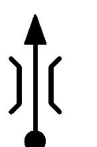

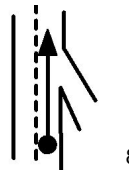


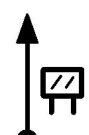
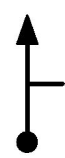

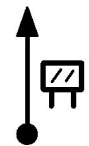
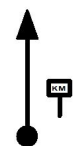
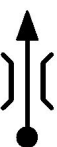


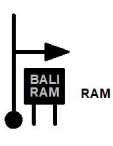
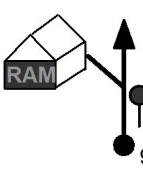
DISTÂNCIA	TULIPA	MÉDIA	TEMPO	OBSERVAÇÕES
0.211 4.510	 843	D 2 Min	5.40.50 D478	PRIMEIRA À DIREITA ANTES DO POSTE
0.213 4.723 0.000	 844	V 30 Km/h	5.42.50 V479	ZERE SEU HODÔMETRO
0.181 0.181	 845		5.43.11 V479	AMARELA
0.089 0.270	 846		5.43.22 V479	
0.038 0.308	 847	V 42 Km/h	5.43.27 V480	
0.259 0.567	 848		5.43.49 V480	
1.025 1.592	 849	V 36 Km/h	5.45.17 V481	
0.118 1.710	 850	V 51 Km/h	5.45.28 V482	
0.467 2.177 AFER	 851		5.46.01 V482	FORMOSA, SOBRADINHO, BRASÍLIA
0.605 2.782	 852	V 54 Km/h	5.46.44 V483	NÚCLEO RURAL MORADA DOS PÁSSAROS


DISTÂNCIA	TULIPA	MÉDIA	TEMPO	OBSERVAÇÕES
0.717 3.499	 853		5.47.32 V483	
0.893 4.392	 854	D 3 Min	5.48.31 D484	FORMOSA, SOBRADINHO BRASÍLIA ASFALTO À FRENTE
0.311 4.703	 855		D484	PELA DF-001
0.638 5.341	 856		D484	
0.656 5.997	 857		D484	
0.144 6.141	 858	V 48 Km/h	5.51.31 V485	FIM DO ASFALTO
0.710 6.851 AFER	 859		5.52.25 V485	DF-001 KM 106
0.958 7.809	 860	V 54 Km/h	5.53.37 V486	60
1.047 8.856	 861	V 60 Km/h	5.54.46 V487	DF-001 KM 108
0.859 9.715 AFER	 862		5.55.38 V487	

DISTÂNCIA	TULIPA	MÉDIA	TEMPO	OBSERVAÇÕES
1.527 11.242	 863	V 36 Km/h	5.57.10 V488	
0.266 11.508	 864		5.57.36 V488	
0.269 11.777	 865	D 40 Min	5.58.03 D489	INÍCIO DO ASFALTO
0.000				ZERE SEU HODÔMETRO
1.130 1.130	 866		D489	DF-001 KM 112
3.309 4.439	 867		D489	
2.367 6.806	 868		D489	
0.523 7.329	 869		D489	
0.279 7.608	 870		D489	
0.279 7.887	 871		D489	
0.996 8.883	 872		D489	

DISTÂNCIA	TULIPA	MÉDIA	TEMPO	OBSERVAÇÕES
0.082 8.965	 873		D489	
0.322 9.287	 874		D489	
0.653 9.940 AFER	 875		D489	DF-001 KM 120
0.728 10.668	 876		D489	
3.543 14.211 AFER	 877		D489	DF-001 KM 124
2.001 16.212	 878		D489	
0.098 16.310	 879		D489	
0.642 16.952	 880		D489	
0.601 17.553	 881		D489	
0.568 18.121	 882		D489	

DISTÂNCIA	TULIPA	MÉDIA	TEMPO	OBSERVAÇÕES
2.202 20.323	 883			DF-001 KM 130
AFER			D489	
0.402 20.725	 884			
			D489	
0.391 21.116	 885			FIQUE NA FAIXA DA DIREITA
			D489	
0.406 21.522	 886			PARE MANTENHA A FAIXA DA DIREITA
			D489	
0.064 21.586	 887			RODOVIÁRIA DE BRASÍLIA TAGUATINGA
			D489	
0.767 22.353	 888			DF-003 KM 1
AFER			D489	
1.950 24.303	 889			SOB VIADUTO
			D489	
1.241 25.544	 890			PONTE RIBEIRÃO TORTO
			D489	
0.763 26.307	 891			GOIÂNIA - SÃO PAULO - RIO FIQUE NA FAIXA DA ESQUERDA
			D489	
0.892 27.199	 892			
			D489	

DISTÂNCIA	TULIPA	MÉDIA	TEMPO	OBSERVAÇÕES
0.843 28.042	 893			PARQUE TECNOLÓGICO DE BRASÍLIA
AFER			D489	
0.138 28.180	 894			GRANJA DO TORTO
0.480 28.660	 895			RIBEIRÃO BANANAL
2.079 30.739	 896			SETOR DE OFICINAS NORTE
0.903 31.642	 897			KM 10
0.797 32.439	 898			VIADUTO
0.665 33.104	 899			SIGA EM FRENTE Reduza a velocidade
0.239 33.343	 900			PLACA BALI JEEP - FIAT ENTRADA
AFER			D489	
0.041 33.384	 901			OUTDOOR BALI RAM PODER INIGUALÁVEL
0.137 33.521	 902			PLACA DE COSTAS Conheça aqui a linha RAM Poder Inigualável
			D489	

DISTÂNCIA	TULIPA	MÉDIA	TEMPO	OBSERVAÇÕES
0.083	 903	N 0 Min	6.38.03 N490	CHEGADA
33.604				ENTREGUE SEU RASTRO
				Obrigado pela participação



Planilha / Road Book gerada pelo programa TotemPlanilha.

www.totemonline.com.br

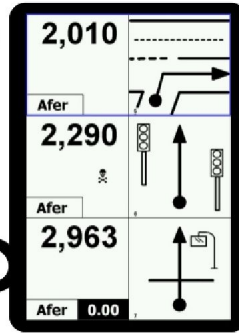
Bali RAM_2024.pla / Chk=8651CAFD

99AA0C7E4A49

v7.81

Road Book Automático

A planilha que anda sozinha



NavTotem

Novo sistema de navegação
de baixíssimo custo
para periféricos

Android